



## ELISE TROPHY

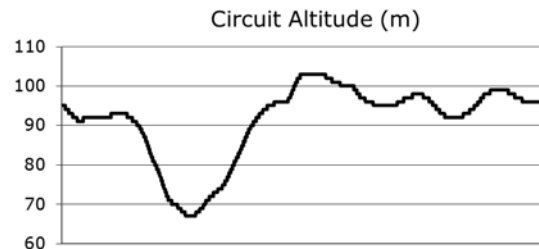
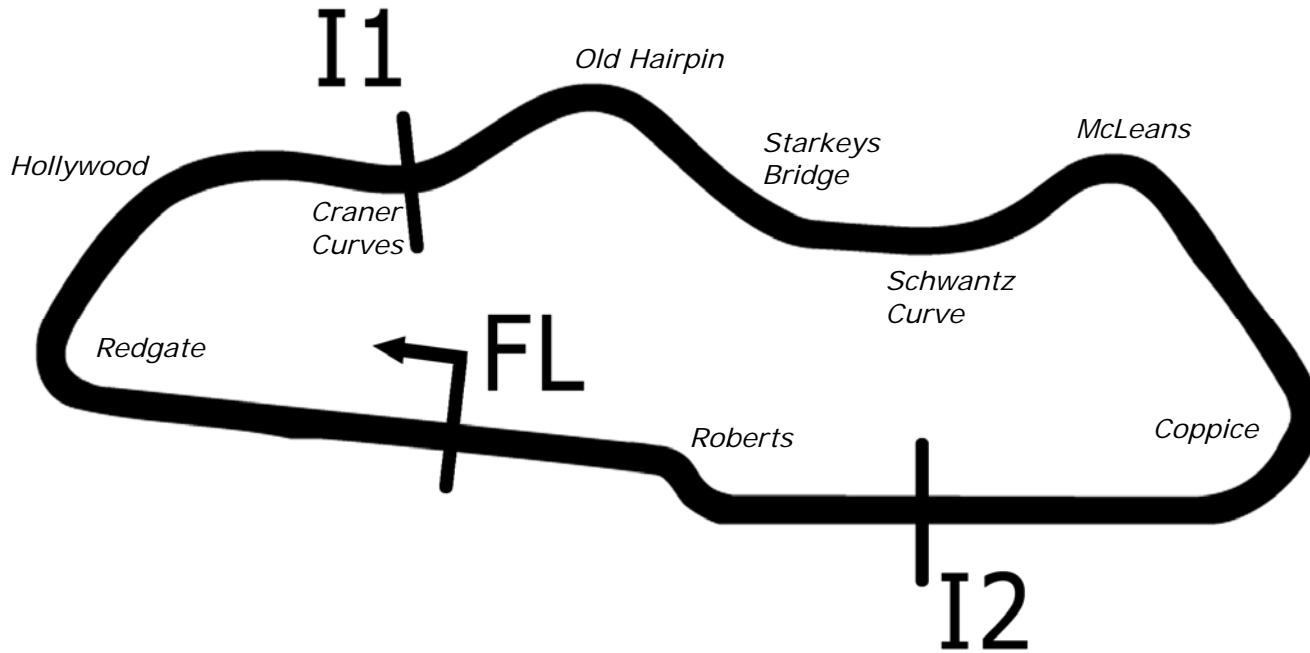
Donington Park GP Circuit

21<sup>st</sup> September 2019



Results Provided by Timing Solutions Ltd  
[www.tsl-timing.com](http://www.tsl-timing.com)

# Donington Park National



|   |               |            |           |
|---|---------------|------------|-----------|
| Length  | 1.9790 miles  | 3185.0 m   |           |
| FL  |               | 52.82971 N | 1.37867 W |
| I1  | 941m          | 52.83226 N | 1.37893 W |
| I2  | 2641m         | 52.82866 N | 1.37129 W |
| Pit Entry   | 3100m         | 52.82951 N | 1.37832 W |
| Pit Exit  | 229m after FL | 52.82996 N | 1.38205 W |
| Pit Entry–Pit Exit 256m, 15.3s @60kph, 11.5s @80kph |               |            |           |

All results available at [www.tsl-timing.com](http://www.tsl-timing.com)

# MSVR Elise Trophy

## QUALIFYING - RACES 3 & 7 - CLASSIFICATION

| POS | NO  | CL | PIC NAME         | ENTRY               | TIME     | ON | LAPS | GAP   | DIFF  | MPH   |
|-----|-----|----|------------------|---------------------|----------|----|------|-------|-------|-------|
| 1   | 11* | FI | 1 Jason MCINULTY | Lotus S3 Cup R      | 1:18.987 | 6  | 12   |       |       | 90.20 |
| 2   | 65  | NA | 1 John LAMASTER  | Lotus Elise 135R    | 1:19.335 | 11 | 15   | 0.348 | 0.348 | 89.80 |
| 3   | 8   | NA | 2 John ATHERTON  | Lotus Elise S1      | 1:19.351 | 10 | 13   | 0.364 | 0.016 | 89.78 |
| 4   | 88* | NA | 3 Adrian WOOTTON | Lotus Exige S2      | 1:20.443 | 13 | 13   | 1.456 | 1.092 | 88.56 |
| 5   | 55  | NA | 4 Simon WALSH    | Lotus Elise         | 1:20.910 | 11 | 13   | 1.923 | 0.467 | 88.05 |
| 6   | 10  | FI | 2 Tim STRACEY    | Lotus Elise S3      | 1:22.372 | 7  | 14   | 3.385 | 1.462 | 86.49 |
| 7   | 20* | NA | 5 Stephen REECE  | Lotus Elise S2 111R | 1:22.883 | 11 | 13   | 3.896 | 0.511 | 85.96 |
| 8   | 63  | NA | 6 Paul BAKER     | Lotus Elise S1      | 1:23.333 | 4  | 14   | 4.346 | 0.450 | 85.49 |
| 9   | 32* | NA | 7 Mike RAYNER    | Lotus Elise S1      | 1:26.422 | 10 | 13   | 7.435 | 3.089 | 82.44 |
| 10  | 53  | NA | 8 Chris MAYHEW   | Lotus Elise S2      | 1:27.249 | 11 | 13   | 8.262 | 0.827 | 81.65 |
| 11  | 7   | NA | 9 Barry STRONG   | Lotus Elise         | 1:27.310 | 2  | 3    | 8.323 | 0.061 | 81.60 |

Car 32 - no transponder

Car 11 - transponder needs charging before race session

Car 20 - Chris Reece also qualified the car with a best lap of 1:23.639

Car 88 - took the chequered flag twice

Weather / Track : Sunny / Dry

These results are provisional until the conclusion of any judicial and technical matters.

Donington Park National

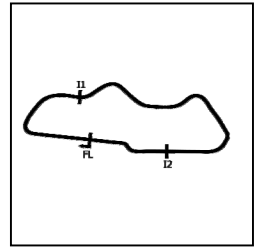
Circuit Length = 1.9790 miles

Start: 10:32 Flag 10:52 End: 10:53

|                   |           |              |
|-------------------|-----------|--------------|
| Clerk Of Course : | Steward : | Timekeeper : |
|-------------------|-----------|--------------|

# MSVR Elise Trophy

## QUALIFYING - RACES 3 & 7 - SECTOR ANALYSIS



SECTOR 1 = FL to I1, SECTOR 2 = I1 to I2, SECTOR 3 = I2 to FL, DIFF = Difference To Personal Best Lap, P = Crossed Finish Line in Pit Lane, D = Time Disallowed

| P1                        |               | 11 FI                    |               | Jason MCINULTY      |                  | Lotus S3 Cup R |                     |
|---------------------------|---------------|--------------------------|---------------|---------------------|------------------|----------------|---------------------|
| IDEAL LAP TIME : 1:18.883 |               | BEST LAP TIME : 1:18.987 |               | DIFFERENCE : 0.104  |                  |                |                     |
| LAP                       | SECTOR 1      | SECTOR 2                 | SECTOR 3      | LAP TIME            | MPH              | DIFF           | TIME OF DAY         |
| 1 -                       | 29.795        | 51.620                   | 16.084        | 1:37.499            | 73.07            | 18.512         | 10:34:22.471        |
| 2 -                       | 24.015        | 45.966                   | 14.719        | 1:24.700            | 84.11            | 5.713          | 10:35:47.171        |
| 3 -                       | 23.751        | 42.659                   | <b>13.790</b> | 1:20.200            | 88.83            | 1.213          | 10:37:07.371        |
| 4 -                       | 23.468        | 43.080                   | IN PIT        | 1:25.816            | <b>P</b> 83.02   | 6.829          | 10:38:33.187        |
| 5 -                       | OUTLAP        | 44.242                   | 14.251        | 3:28.231            | 34.21            | 2:09.244       | 10:42:01.418        |
| <b>6 -</b>                | <b>23.106</b> | <b>42.007</b>            | 13.874        | <b>1:18.987 (1)</b> | <b>90.20</b>     |                | <b>10:43:20.405</b> |
| 7 -                       | 23.292        | 43.091                   | 14.097        | 1:20.480            | <b>D</b> 88.52   | 1.493          | 10:44:40.885        |
| 8 -                       | <b>23.086</b> | 43.118                   | 13.924        | 1:20.128            | <b>(3)</b> 88.91 | 1.141          | 10:46:01.013        |
| 9 -                       | 23.537        | 43.178                   | IN PIT        | 1:26.260            | <b>P</b> 82.59   | 7.273          | 10:47:27.273        |
| 10 -                      | OUTLAP        | 45.145                   | 15.720        | 2:52.152            | 41.38            | 1:33.165       | 10:50:19.425        |
| 11 -                      | 23.468        | 52.785                   | 14.190        | 1:30.443            | 78.77            | 11.456         | 10:51:49.868        |
| 12 -                      | 23.520        | 42.639                   | 13.908        | 1:20.067            | <b>(2)</b> 88.98 | 1.080          | 10:53:09.935        |

| P2                        |               | 65 NA                    |               | John LAMASTER       |                  | Lotus Elise 135R |                     |
|---------------------------|---------------|--------------------------|---------------|---------------------|------------------|------------------|---------------------|
| IDEAL LAP TIME : 1:19.192 |               | BEST LAP TIME : 1:19.335 |               | DIFFERENCE : 0.143  |                  |                  |                     |
| LAP                       | SECTOR 1      | SECTOR 2                 | SECTOR 3      | LAP TIME            | MPH              | DIFF             | TIME OF DAY         |
| 1 -                       | 25.712        | 48.266                   | 14.589        | 1:28.567            | 80.44            | 9.232            | 10:33:56.256        |
| 2 -                       | 23.593        | 43.384                   | 14.626        | 1:21.603            | 87.30            | 2.268            | 10:35:17.859        |
| 3 -                       | 23.566        | 42.534                   | 14.077        | 1:20.177            | 88.86            | 0.842            | 10:36:38.036        |
| 4 -                       | 23.307        | 43.077                   | 14.341        | 1:20.725            | 88.25            | 1.390            | 10:37:58.761        |
| 5 -                       | 23.505        | 42.328                   | 14.066        | 1:19.899            | <b>D</b> 89.17   | 0.564            | 10:39:18.660        |
| 6 -                       | 23.421        | 47.668                   | 14.496        | 1:25.585            | 83.24            | 6.250            | 10:40:44.245        |
| 7 -                       | 23.775        | 46.742                   | 15.143        | 1:25.660            | 83.17            | 6.325            | 10:42:09.905        |
| 8 -                       | 23.421        | 42.273                   | 15.028        | 1:20.722            | 88.26            | 1.387            | 10:43:30.627        |
| 9 -                       | 23.302        | 42.716                   | 14.156        | 1:20.174            | 88.86            | 0.839            | 10:44:50.801        |
| 10 -                      | 23.272        | 42.227                   | 14.006        | 1:19.505            | <b>(2)</b> 89.61 | 0.170            | 10:46:10.306        |
| <b>11 -</b>               | <b>23.177</b> | <b>42.061</b>            | 14.097        | <b>1:19.335 (1)</b> | <b>89.80</b>     |                  | <b>10:47:29.641</b> |
| 12 -                      | 23.237        | 43.391                   | 15.163        | 1:21.791            | 87.10            | 2.456            | 10:48:51.432        |
| 13 -                      | 23.184        | 42.726                   | 14.229        | 1:20.139            | 88.90            | 0.804            | 10:50:11.571        |
| 14 -                      | 23.231        | 42.354                   | 14.049        | 1:19.634            | 89.46            | 0.299            | 10:51:31.205        |
| 15 -                      | <b>23.148</b> | 42.438                   | <b>13.983</b> | 1:19.569            | <b>(3)</b> 89.54 | 0.234            | 10:52:50.774        |

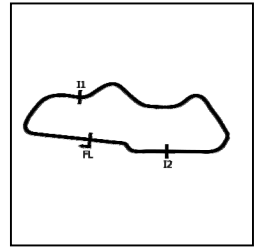
| P3                        |               | 8 NA                     |               | John ATHERTON       |                  | Lotus Elise S1 |                     |
|---------------------------|---------------|--------------------------|---------------|---------------------|------------------|----------------|---------------------|
| IDEAL LAP TIME : 1:19.351 |               | BEST LAP TIME : 1:19.351 |               | DIFFERENCE : 0.000  |                  |                |                     |
| LAP                       | SECTOR 1      | SECTOR 2                 | SECTOR 3      | LAP TIME            | MPH              | DIFF           | TIME OF DAY         |
| 1 -                       | 26.360        | 47.107                   | 15.205        | 1:28.672            | 80.34            | 9.321          | 10:33:57.962        |
| 2 -                       | 23.868        | 43.528                   | 14.329        | 1:21.725            | 87.17            | 2.374          | 10:35:19.687        |
| 3 -                       | 23.345        | 43.722                   | 14.339        | 1:21.406            | 87.51            | 2.055          | 10:36:41.093        |
| 4 -                       | 23.249        | 42.579                   | 14.270        | 1:20.098            | 88.94            | 0.747          | 10:38:01.191        |
| 5 -                       | 23.173        | 43.121                   | 14.217        | 1:20.511            | 88.49            | 1.160          | 10:39:21.702        |
| 6 -                       | 23.198        | 42.681                   | 14.127        | 1:20.006            | <b>(3)</b> 89.05 | 0.655          | 10:40:41.708        |
| 7 -                       | 23.270        | 43.440                   | IN PIT        | 1:25.697            | <b>P</b> 83.13   | 6.346          | 10:42:07.405        |
| 8 -                       | OUTLAP        | 43.388                   | 14.093        | 2:10.318            | 54.67            | 50.967         | 10:44:17.723        |
| 9 -                       | 23.185        | 42.528                   | 14.068        | 1:19.781            | <b>(2)</b> 89.30 | 0.430          | 10:45:37.504        |
| <b>10 -</b>               | <b>23.017</b> | <b>42.366</b>            | <b>13.968</b> | <b>1:19.351 (1)</b> | <b>89.78</b>     |                | <b>10:46:56.855</b> |
| 11 -                      | 23.616        | 43.355                   | 14.381        | 1:21.352            | 87.57            | 2.001          | 10:48:18.207        |
| 12 -                      | 23.123        | 43.093                   | 14.483        | 1:20.699            | 88.28            | 1.348          | 10:49:38.906        |
| 13 -                      | 23.685        | 43.949                   | IN PIT        | 1:25.792            | <b>P</b> 83.04   | 6.441          | 10:51:04.698        |

Weather / Track : Sunny / Dry

Donington Park National  
 Circuit Length = 1.9790 miles  
 Start: 10:32 Flag 10:52 End: 10:53

# MSVR Elise Trophy

## QUALIFYING - RACES 3 & 7 - SECTOR ANALYSIS



SECTOR 1 = FL to I1, SECTOR 2 = I1 to I2, SECTOR 3 = I2 to FL, DIFF = Difference To Personal Best Lap, P = Crossed Finish Line in Pit Lane, D = Time Disallowed

| P4                        |               | 88 NA                    |               | Adrian WOOTTON      |              | Lotus Exige S2 |                     |
|---------------------------|---------------|--------------------------|---------------|---------------------|--------------|----------------|---------------------|
| IDEAL LAP TIME : 1:19.852 |               | BEST LAP TIME : 1:20.443 |               | DIFFERENCE : 0.591  |              |                |                     |
| LAP                       | SECTOR 1      | SECTOR 2                 | SECTOR 3      | LAP TIME            | MPH          | DIFF           | TIME OF DAY         |
| 1 -                       | 25.814        | 45.055                   | 15.503        | 1:26.372            | 82.48        | 5.929          | 10:34:00.941        |
| 2 -                       | 27.268        | 44.339                   | 14.831        | 1:26.438            | 82.42        | 5.995          | 10:35:27.379        |
| 3 -                       | 24.297        | 43.476                   | 14.771        | 1:22.544            | 86.31        | 2.101          | 10:36:49.923        |
| 4 -                       | 23.939        | 43.166                   | 14.628        | 1:21.733            | 87.16        | 1.290          | 10:38:11.656        |
| 5 -                       | 23.590        | 43.057                   | 14.287        | 1:20.934            | 88.03        | 0.491          | 10:39:32.590        |
| 6 -                       | 23.613        | 42.948                   | 14.200        | 1:20.761 (3)        | 88.21        | 0.318          | 10:40:53.351        |
| 7 -                       | <b>23.332</b> | 45.719                   | 14.412        | 1:23.463            | 85.36        | 3.020          | 10:42:16.814        |
| 8 -                       | 23.559        | 42.969                   | <b>14.105</b> | 1:20.633 (2)        | 88.35        | 0.190          | 10:43:37.447        |
| 9 -                       | 23.419        | 42.989                   | IN PIT        | 1:23.490 P          | 85.33        | 3.047          | 10:45:00.937        |
| 10 -                      | OUTLAP        | 51.837                   | 14.755        | 3:01.428            | 39.26        | 1:40.985       | 10:48:02.365        |
| 11 -                      | 23.626        | <b>42.415</b>            | 14.775        | 1:20.816            | 88.15        | 0.373          | 10:49:23.181        |
| 12 -                      | 23.541        | 54.258                   | 14.619        | 1:32.418            | 77.09        | 11.975         | 10:50:55.599        |
| <b>13 -</b>               | 23.516        | 42.743                   | 14.184        | <b>1:20.443 (1)</b> | <b>88.56</b> |                | <b>10:52:16.042</b> |

| P5                        |               | 55 NA                    |               | Simon WALSH           |              | Lotus Elise |                     |
|---------------------------|---------------|--------------------------|---------------|-----------------------|--------------|-------------|---------------------|
| IDEAL LAP TIME : 1:20.872 |               | BEST LAP TIME : 1:20.910 |               | DIFFERENCE : 0.038    |              |             |                     |
| LAP                       | SECTOR 1      | SECTOR 2                 | SECTOR 3      | LAP TIME              | MPH          | DIFF        | TIME OF DAY         |
| 1 -                       | 26.288        | 47.147                   | 15.101        | 1:28.536              | 80.47        | 7.626       | 10:33:58.760        |
| 2 -                       | 35.419        | 46.013                   | 14.467        | 1:35.899              | 74.29        | 14.989      | 10:35:34.659        |
| 3 -                       | 23.871        | 43.512                   | 14.445        | 1:21.828              | 87.06        | 0.918       | 10:36:56.487        |
| 4 -                       | 23.773        | 46.183                   | 14.802        | 1:24.758              | 84.05        | 3.848       | 10:38:21.245        |
| 5 -                       | 24.025        | 1:00.974                 | IN PIT        | 1:43.069 P            | 69.12        | 22.159      | 10:40:04.314        |
| 6 -                       | OUTLAP        | 44.422                   | 14.516        | 2:56.609              | 40.34        | 1:35.699    | 10:43:00.923        |
| 7 -                       | 24.448        | 44.940                   | 14.545        | <del>1:23.933</del> D | 84.88        | 3.023       | 10:44:24.856        |
| 8 -                       | 23.877        | 43.528                   | 14.314        | 1:21.719              | 87.18        | 0.809       | 10:45:46.575        |
| 9 -                       | 23.710        | 43.120                   | 14.323        | 1:21.153 (3)          | 87.79        | 0.243       | 10:47:07.728        |
| 10 -                      | 23.797        | <b>43.011</b>            | <b>14.279</b> | 1:21.087 (2)          | 87.86        | 0.177       | 10:48:28.815        |
| <b>11 -</b>               | <b>23.582</b> | 43.048                   | 14.280        | <b>1:20.910 (1)</b>   | <b>88.05</b> |             | <b>10:49:49.725</b> |
| 12 -                      | 23.829        | 45.316                   | 14.673        | 1:23.818              | 85.00        | 2.908       | 10:51:13.543        |
| 13 -                      | 24.171        | 44.843                   | 14.286        | 1:23.300              | 85.52        | 2.390       | 10:52:36.843        |

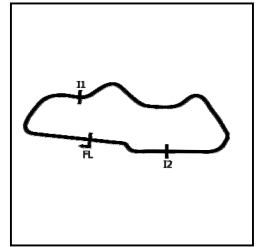
| P6                        |               | 10 FI                    |               | Tim STRACEY         |              | Lotus Elise S3 |                     |
|---------------------------|---------------|--------------------------|---------------|---------------------|--------------|----------------|---------------------|
| IDEAL LAP TIME : 1:22.232 |               | BEST LAP TIME : 1:22.372 |               | DIFFERENCE : 0.140  |              |                |                     |
| LAP                       | SECTOR 1      | SECTOR 2                 | SECTOR 3      | LAP TIME            | MPH          | DIFF           | TIME OF DAY         |
| 1 -                       | 28.572        | 47.349                   | 15.581        | 1:31.502            | 77.86        | 9.130          | 10:34:04.254        |
| 2 -                       | 24.871        | 45.332                   | 15.213        | 1:25.416            | 83.41        | 3.044          | 10:35:29.670        |
| 3 -                       | 24.431        | 44.841                   | 14.923        | 1:24.195            | 84.62        | 1.823          | 10:36:53.865        |
| 4 -                       | <b>23.679</b> | 44.949                   | 14.805        | 1:23.433            | 85.39        | 1.061          | 10:38:17.298        |
| 5 -                       | 23.914        | 44.485                   | 14.807        | 1:23.206 (3)        | 85.62        | 0.834          | 10:39:40.504        |
| 6 -                       | 23.807        | 44.362                   | 14.705        | 1:22.874 (2)        | 85.96        | 0.502          | 10:41:03.378        |
| 7 -                       | 23.690        | <b>44.060</b>            | 14.622        | <b>1:22.372 (1)</b> | <b>86.49</b> |                | <b>10:42:25.750</b> |
| 8 -                       | 24.723        | 44.948                   | <b>14.493</b> | 1:24.164            | 84.65        | 1.792          | 10:43:49.914        |
| 9 -                       | 25.398        | 45.786                   | 15.022        | 1:26.206            | 82.64        | 3.834          | 10:45:16.120        |
| 10 -                      | 24.132        | 45.519                   | 14.762        | 1:24.413            | 84.40        | 2.041          | 10:46:40.533        |
| 11 -                      | 24.267        | 45.740                   | 14.723        | 1:24.730            | 84.08        | 2.358          | 10:48:05.263        |
| 12 -                      | 23.696        | 45.544                   | 14.552        | 1:23.792            | 85.02        | 1.420          | 10:49:29.055        |
| 13 -                      | 24.024        | 45.335                   | 14.611        | 1:23.970            | 84.84        | 1.598          | 10:50:53.025        |
| 14 -                      | 24.378        | 45.056                   | 15.099        | 1:24.533            | 84.28        | 2.161          | 10:52:17.558        |

Weather / Track : Sunny / Dry

Donington Park National  
 Circuit Length = 1.9790 miles  
 Start: 10:32 Flag 10:52 End: 10:53

# MSVR Elise Trophy

## QUALIFYING - RACES 3 & 7 - SECTOR ANALYSIS



SECTOR 1 = FL to I1, SECTOR 2 = I1 to I2, SECTOR 3 = I2 to FL, DIFF = Difference To Personal Best Lap, P = Crossed Finish Line in Pit Lane, D = Time Disallowed

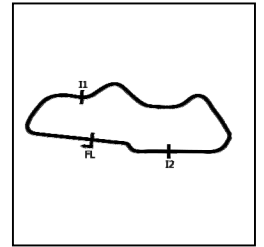
| P7                        |               | 20 NA                    |               | Stephen REECE       |              | Lotus Elise S2 111R |                     |
|---------------------------|---------------|--------------------------|---------------|---------------------|--------------|---------------------|---------------------|
| IDEAL LAP TIME : 1:22.638 |               | BEST LAP TIME : 1:22.883 |               | DIFFERENCE : 0.245  |              |                     |                     |
| LAP                       | SECTOR 1      | SECTOR 2                 | SECTOR 3      | LAP TIME            | MPH          | DIFF                | TIME OF DAY         |
| 1 -                       | 28.572        | 46.920                   | 15.457        | 1:30.949            | 78.33        | 8.066               | 10:34:07.096        |
| 2 -                       | 25.145        | 44.835                   | 14.871        | 1:24.851            | 83.96        | 1.968               | 10:35:31.947        |
| 3 -                       | 24.200        | 44.573                   | <b>14.866</b> | 1:23.639 (3)        | 85.18        | 0.756               | 10:36:55.586        |
| 4 -                       | 24.327        | 44.707                   | 14.897        | 1:23.931            | 84.88        | 1.048               | 10:38:19.517        |
| 5 -                       | 25.004        | 46.627                   | IN PIT        | 1:32.301 P          | 77.18        | 9.418               | 10:39:51.818        |
| 6 -                       | OUTLAP        | 45.278                   | 15.881        | 3:12.107            | 37.08        | 1:49.224            | 10:43:03.925        |
| 7 -                       | 24.192        | 44.178                   | 15.892        | 1:24.262            | 84.55        | 1.379               | 10:44:28.187        |
| 8 -                       | 24.128        | 44.919                   | 14.977        | 1:24.024            | 84.79        | 1.141               | 10:45:52.211        |
| 9 -                       | 24.268        | 44.054                   | 15.189        | 1:23.511 (2)        | 85.31        | 0.628               | 10:47:15.722        |
| 10 -                      | 24.169        | 44.803                   | 15.113        | 1:24.085            | 84.73        | 1.202               | 10:48:39.807        |
| <b>11 -</b>               | <b>23.929</b> | <b>43.843</b>            | 15.111        | <b>1:22.883 (1)</b> | <b>85.96</b> |                     | <b>10:50:02.690</b> |
| 12 -                      | 24.430        | 45.887                   | 15.174        | 1:25.491            | 83.33        | 2.608               | 10:51:28.181        |
| 13 -                      | 24.072        | 45.060                   | 15.265        | 1:24.397            | 84.41        | 1.514               | 10:52:52.578        |

| P8                        |               | 63 NA                    |               | Paul BAKER          |              | Lotus Elise S1 |                     |
|---------------------------|---------------|--------------------------|---------------|---------------------|--------------|----------------|---------------------|
| IDEAL LAP TIME : 1:23.121 |               | BEST LAP TIME : 1:23.333 |               | DIFFERENCE : 0.212  |              |                |                     |
| LAP                       | SECTOR 1      | SECTOR 2                 | SECTOR 3      | LAP TIME            | MPH          | DIFF           | TIME OF DAY         |
| 1 -                       | 29.187        | 50.216                   | 16.042        | 1:35.445            | 74.64        | 12.112         | 10:34:09.723        |
| 2 -                       | 25.834        | 46.108                   | 15.014        | 1:26.956            | 81.93        | 3.623          | 10:35:36.679        |
| 3 -                       | 24.827        | 44.989                   | <b>14.835</b> | 1:24.651            | 84.16        | 1.318          | 10:37:01.330        |
| <b>4 -</b>                | <b>24.386</b> | <b>44.090</b>            | 14.857        | <b>1:23.333 (1)</b> | <b>85.49</b> |                | <b>10:38:24.663</b> |
| 5 -                       | 27.276        | 46.481                   | 14.952        | 1:28.709            | 80.31        | 5.376          | 10:39:53.372        |
| 6 -                       | 24.281        | 44.331                   | 15.405        | 1:24.017 (3)        | 84.80        | 0.684          | 10:41:17.389        |
| 7 -                       | 24.919        | 45.130                   | 15.245        | 1:25.294            | 83.53        | 1.961          | 10:42:42.683        |
| 8 -                       | 24.570        | 44.643                   | 15.422        | 1:24.635            | 84.18        | 1.302          | 10:44:07.318        |
| 9 -                       | <b>24.196</b> | 44.939                   | 15.093        | 1:24.228            | 84.58        | 0.895          | 10:45:31.546        |
| 10 -                      | 24.371        | 45.050                   | 14.915        | 1:24.336            | 84.47        | 1.003          | 10:46:55.882        |
| 11 -                      | 25.375        | 44.910                   | 15.057        | 1:25.342            | 83.48        | 2.009          | 10:48:21.224        |
| 12 -                      | 24.225        | 44.590                   | 15.110        | 1:23.925 (2)        | 84.89        | 0.592          | 10:49:45.149        |
| 13 -                      | 24.392        | 47.800                   | 15.496        | 1:27.688            | 81.24        | 4.355          | 10:51:12.837        |
| 14 -                      | 24.286        | 45.289                   | 16.188        | 1:25.763            | 83.07        | 2.430          | 10:52:38.600        |

| P9               |          | 32 NA                    |               | Mike RAYNER         |              | Lotus Elise S1 |                     |
|------------------|----------|--------------------------|---------------|---------------------|--------------|----------------|---------------------|
| IDEAL LAP TIME : |          | BEST LAP TIME : 1:26.422 |               | DIFFERENCE :        |              |                |                     |
| LAP              | SECTOR 1 | SECTOR 2                 | SECTOR 3      | LAP TIME            | MPH          | DIFF           | TIME OF DAY         |
| 1 -              |          |                          |               | 1:43.920            | 68.55        | 17.498         | 10:34:21.671        |
| 2 -              |          |                          |               | 1:38.303            | 72.47        | 11.881         | 10:35:59.974        |
| 3 -              |          |                          |               | 1:32.178            | 77.29        | 5.756          | 10:37:32.152        |
| 4 -              |          |                          |               | 1:32.034            | 77.41        | 5.612          | 10:39:04.186        |
| 5 -              |          |                          |               | 1:28.896            | 80.14        | 2.474          | 10:40:33.082        |
| 6 -              |          |                          | <b>IN PIT</b> | 1:36.857 P          | 73.55        | 10.435         | 10:42:09.939        |
| 7 -              |          |                          |               | 2:16.698            | 52.11        | 50.276         | 10:44:26.638        |
| 8 -              |          |                          |               | 1:27.564            | 81.36        | 1.142          | 10:45:54.202        |
| 9 -              |          |                          |               | 1:26.687            | 82.18        | 0.265          | 10:47:20.889        |
| <b>10 -</b>      |          |                          |               | <b>1:26.422 (1)</b> | <b>82.44</b> |                | <b>10:48:47.311</b> |
| 11 -             |          |                          |               | 1:26.908            | 81.97        | 0.486          | 10:50:14.219        |
| 12 -             |          |                          |               | 1:26.524 (2)        | 82.34        | 0.102          | 10:51:40.743        |
| 13 -             |          |                          |               | 1:26.618 (3)        | 82.25        | 0.196          | 10:53:07.361        |

# MSVR Elise Trophy

## QUALIFYING - RACES 3 & 7 - SECTOR ANALYSIS



SECTOR 1 = FL to I1, SECTOR 2 = I1 to I2, SECTOR 3 = I2 to FL, DIFF = Difference To Personal Best Lap, P = Crossed Finish Line in Pit Lane, D = Time Disallowed

| <b>P10 53 NA</b>          |               | <b>Chris MAYHEW</b>      |               | Lotus Elise S2      |              |        |                     |
|---------------------------|---------------|--------------------------|---------------|---------------------|--------------|--------|---------------------|
| IDEAL LAP TIME : 1:27.059 |               | BEST LAP TIME : 1:27.249 |               | DIFFERENCE : 0.190  |              |        |                     |
| LAP                       | SECTOR 1      | SECTOR 2                 | SECTOR 3      | LAP TIME            | MPH          | DIFF   | TIME OF DAY         |
| 1 -                       | 32.143        | 54.679                   | 17.362        | 1:44.184            | 68.38        | 16.935 | 10:34:25.326        |
| 2 -                       | 26.476        | 50.532                   | 16.371        | 1:33.379            | 76.29        | 6.130  | 10:35:58.705        |
| 3 -                       | 26.013        | 49.190                   | 15.714        | 1:30.917            | 78.36        | 3.668  | 10:37:29.622        |
| 4 -                       | 26.163        | 48.458                   | 15.781        | 1:30.402            | 78.81        | 3.153  | 10:39:00.024        |
| 5 -                       | 26.215        | 49.407                   | 15.418        | 1:31.040            | 78.25        | 3.791  | 10:40:31.064        |
| 6 -                       | 26.441        | 47.738                   | 15.580        | 1:29.759            | 79.37        | 2.510  | 10:42:00.823        |
| 7 -                       | 26.545        | 47.510                   | 15.630        | 1:29.685            | 79.44        | 2.436  | 10:43:30.508        |
| 8 -                       | 25.732        | 46.771                   | 15.322        | 1:27.825 (2)        | 81.12        | 0.576  | 10:44:58.333        |
| 9 -                       | 25.541        | 46.925                   | 15.564        | 1:28.030 (3)        | 80.93        | 0.781  | 10:46:26.363        |
| 10 -                      | <b>25.266</b> | 47.865                   | 15.403        | 1:28.534            | 80.47        | 1.285  | 10:47:54.897        |
| <b>11 -</b>               | 25.456        | <b>46.570</b>            | <b>15.223</b> | <b>1:27.249 (1)</b> | <b>81.65</b> |        | <b>10:49:22.146</b> |
| 12 -                      | 25.347        | 1:13.159                 | 15.636        | 1:54.142            | 62.41        | 26.893 | 10:51:16.288        |
| 13 -                      | 25.732        | 47.435                   | 16.479        | 1:29.646            | 79.47        | 2.397  | 10:52:45.934        |

| <b>P11 7 NA</b>           |               | <b>Barry STRONG</b>      |               | Lotus Elise         |              |       |                     |
|---------------------------|---------------|--------------------------|---------------|---------------------|--------------|-------|---------------------|
| IDEAL LAP TIME : 1:26.660 |               | BEST LAP TIME : 1:27.310 |               | DIFFERENCE : 0.650  |              |       |                     |
| LAP                       | SECTOR 1      | SECTOR 2                 | SECTOR 3      | LAP TIME            | MPH          | DIFF  | TIME OF DAY         |
| 1 -                       | 30.209        | 49.245                   | 16.170        | 1:35.624 (3)        | 74.50        | 8.314 | 10:34:10.868        |
| <b>2 -</b>                | 25.642        | 46.798                   | <b>14.870</b> | <b>1:27.310 (1)</b> | <b>81.60</b> |       | <b>10:35:38.178</b> |
| 3 -                       | <b>25.544</b> | <b>46.246</b>            | 16.307        | 1:28.097 (2)        | 80.87        | 0.787 | 10:37:06.275        |

Weather / Track : Sunny / Dry

Donington Park National  
 Circuit Length = 1.9790 miles  
 Start: 10:32 Flag 10:52 End: 10:53

# MSVR Elise Trophy

## QUALIFYING - RACES 3 & 7 - BEST SECTORS

| SECTOR 1 |    |          | SECTOR 2 |    |          | SECTOR 3 |    |          | IDEAL / BEST COMPARISON |     |    |          |                    |                 |       |
|----------|----|----------|----------|----|----------|----------|----|----------|-------------------------|-----|----|----------|--------------------|-----------------|-------|
| POS      | NO | NAME     | TIME     | NO | NAME     | TIME     | NO | NAME     | TIME                    | POS | NO | NAME     | IDEAL              | BEST            | DIFF  |
|          |    |          |          |    |          |          |    |          |                         |     |    |          | <b>PERFECT LAP</b> | <b>1:18.814</b> |       |
| 1        | 8  | ATHERTON | 23.017   | 11 | MCINULTY | 42.007   | 11 | MCINULTY | 13.790                  | 1   | 11 | MCINULTY | 1:18.883           | 1:18.987        | 0.104 |
| 2        | 11 | MCINULTY | 23.086   | 65 | LAMASTER | 42.061   | 8  | ATHERTON | 13.968                  | 2   | 65 | LAMASTER | 1:19.192           | 1:19.335        | 0.143 |
| 3        | 65 | LAMASTER | 23.148   | 8  | ATHERTON | 42.366   | 65 | LAMASTER | 13.983                  | 3   | 8  | ATHERTON | 1:19.351           | 1:19.351        | 0.000 |
| 4        | 88 | WOOTTON  | 23.332   | 88 | WOOTTON  | 42.415   | 88 | WOOTTON  | 14.105                  | 4   | 88 | WOOTTON  | 1:19.852           | 1:20.443        | 0.591 |
| 5        | 55 | WALSH    | 23.582   | 55 | WALSH    | 43.011   | 55 | WALSH    | 14.279                  | 5   | 55 | WALSH    | 1:20.872           | 1:20.910        | 0.038 |
| 6        | 10 | STRACEY  | 23.679   | 20 | REECE    | 43.843   | 10 | STRACEY  | 14.493                  | 6   | 10 | STRACEY  | 1:22.232           | 1:22.372        | 0.140 |
| 7        | 20 | REECE    | 23.929   | 10 | STRACEY  | 44.060   | 63 | BAKER    | 14.835                  | 7   | 20 | REECE    | 1:22.638           | 1:22.883        | 0.245 |
| 8        | 63 | BAKER    | 24.196   | 63 | BAKER    | 44.090   | 20 | REECE    | 14.866                  | 8   | 63 | BAKER    | 1:23.121           | 1:23.333        | 0.212 |
| 9        | 53 | MAYHEW   | 25.266   | 7  | STRONG   | 46.246   | 7  | STRONG   | 14.870                  | 9   | 7  | STRONG   | 1:26.660           | 1:27.310        | 0.650 |
| 10       | 7  | STRONG   | 25.544   | 53 | MAYHEW   | 46.570   | 53 | MAYHEW   | 15.223                  | 10  | 53 | MAYHEW   | 1:27.059           | 1:27.249        | 0.190 |
| 11       |    |          |          |    |          |          |    |          |                         | 11  | 32 | RAYNER   |                    | 1:26.422        |       |

Weather / Track : Sunny / Dry

Results can be found at [www.tsl-timing.com](http://www.tsl-timing.com)

Donington Park National  
 Circuit Length = 1.9790 miles  
 Start: 10:32 Flag 10:52 End: 10:53

Printed - 10:57 Saturday, 21 September 2019



# MSVR Elise Trophy

## QUALIFYING - RACES 3 & 7 - STATISTICS

**Competitors Started** 11  
**Planned Start** 2019-09-21 @ 10:40:00.000  
**Actual Start** 2019-09-21 @ 10:32:10.130  
**Finish Time** 2019-09-21 @ 10:52:14.818  
**Track Length** 1.9790mi.  
**Total Laps** 136  
**Total Distance Covered** 269.1531mi.

### Session Fastest Lap History

| NO | CL | NAME           | LAP TIME | TIME OF DAY  | LAP | VEHICLE          |
|----|----|----------------|----------|--------------|-----|------------------|
| 65 | NA | John LAMASTER  | 1:28.567 | 10:33:56.263 | 1   | Lotus Elise 135R |
| 55 | NA | Simon WALSH    | 1:28.536 | 10:33:58.766 | 1   | Lotus Elise      |
| 88 | NA | Adrian WOOTTON | 1:26.372 | 10:34:00.945 | 1   | Lotus Exige S2   |
| 65 | NA | John LAMASTER  | 1:21.603 | 10:35:17.866 | 2   | Lotus Elise 135R |
| 65 | NA | John LAMASTER  | 1:20.177 | 10:36:38.044 | 3   | Lotus Elise 135R |
| 8  | NA | John ATHERTON  | 1:20.098 | 10:38:01.199 | 4   | Lotus Elise S1   |
| 8  | NA | John ATHERTON  | 1:20.006 | 10:40:41.717 | 6   | Lotus Elise S1   |
| 11 | FI | Jason MCINULTY | 1:18.987 | 10:43:20.429 | 6   | Lotus S3 Cup R   |

### Flag History

| TYPE   | TIME OF DAY  |
|--------|--------------|
| GREEN  | 10:32:10.130 |
| FINISH | 10:52:14.818 |

### Flag Statistics

| TYPE       | COUNT | TOTAL LAPS | TOTAL TIME |
|------------|-------|------------|------------|
| Green      | 1     | 15         | 21:14.293  |
| Red        | 0     | 0          | 0.000      |
| Safety Car | 0     | 0          | 0.000      |
| FCY        | 0     | 0          | 0.000      |

Weather / Track : Sunny / Dry

These results are provisional until the conclusion of any judicial and technical matters.

Donington Park National  
Circuit Length = 1.9790 miles  
Start: 10:32 Flag 10:52 End: 10:53

|                   |  |              |
|-------------------|--|--------------|
| Clerk Of Course : |  | Timekeeper : |
|-------------------|--|--------------|

# MSVR Elise Trophy

## QUALIFYING - RACES 3 & 7 - STATISTICS

CLASS : NA

9 Starters

### Fastest Lap History

| NO | NAME           | LAP TIME | TIME OF DAY  | LAP | VEHICLE          |
|----|----------------|----------|--------------|-----|------------------|
| 65 | John LAMASTER  | 1:28.567 | 10:33:56.263 | 1   | Lotus Elise 135R |
| 55 | Simon WALSH    | 1:28.536 | 10:33:58.766 | 1   | Lotus Elise      |
| 88 | Adrian WOOTTON | 1:26.372 | 10:34:00.945 | 1   | Lotus Exige S2   |
| 65 | John LAMASTER  | 1:21.603 | 10:35:17.866 | 2   | Lotus Elise 135R |
| 65 | John LAMASTER  | 1:20.177 | 10:36:38.044 | 3   | Lotus Elise 135R |
| 8  | John ATHERTON  | 1:20.098 | 10:38:01.199 | 4   | Lotus Elise S1   |
| 8  | John ATHERTON  | 1:20.006 | 10:40:41.717 | 6   | Lotus Elise S1   |
| 8  | John ATHERTON  | 1:19.781 | 10:45:37.512 | 9   | Lotus Elise S1   |
| 65 | John LAMASTER  | 1:19.505 | 10:46:10.315 | 10  | Lotus Elise 135R |
| 8  | John ATHERTON  | 1:19.351 | 10:46:56.861 | 10  | Lotus Elise S1   |
| 65 | John LAMASTER  | 1:19.335 | 10:47:29.649 | 11  | Lotus Elise 135R |

Weather / Track : Sunny / Dry

These results are provisional until the conclusion of any judicial and technical matters.

Donington Park National  
Circuit Length = 1.9790 miles  
Start: 10:32 Flag 10:52 End: 10:53

|                   |  |              |
|-------------------|--|--------------|
| Clerk Of Course : |  | Timekeeper : |
|-------------------|--|--------------|

# MSVR Elise Trophy

## QUALIFYING - RACES 3 & 7 - STATISTICS

CLASS : FI

2 Starters

### Fastest Lap History

| NO | NAME           | LAP TIME | TIME OF DAY  | LAP | VEHICLE        |
|----|----------------|----------|--------------|-----|----------------|
| 10 | Tim TRACEY     | 1:31.502 | 10:34:04.257 | 1   | Lotus Elise S3 |
| 10 | Tim TRACEY     | 1:25.416 | 10:35:29.671 | 2   | Lotus Elise S3 |
| 11 | Jason MCINULTY | 1:24.700 | 10:35:47.194 | 2   | Lotus S3 Cup R |
| 10 | Tim TRACEY     | 1:24.195 | 10:36:53.867 | 3   | Lotus Elise S3 |
| 11 | Jason MCINULTY | 1:20.200 | 10:37:07.394 | 3   | Lotus S3 Cup R |
| 11 | Jason MCINULTY | 1:18.987 | 10:43:20.429 | 6   | Lotus S3 Cup R |

Weather / Track : Sunny / Dry

These results are provisional until the conclusion of any judicial and technical matters.


Donington Park National  
Circuit Length = 1.9790 miles  
Start: 10:32 Flag 10:52 End: 10:53

Clerk Of Course :

Timekeeper :

# MSVR Elise Trophy

## RACE 3 - GRID (15 minutes)

|  |    |                                       |  |
|--|----|---------------------------------------|--|
| ROW 8  | 15 | <b>56</b> Chris THIRKETTLE            |  |
| ROW 7  | 13 | <b>47</b> Alex BALL                   | 14 <b>51</b> Axel Van NEDERVEEN        |
| ROW 6  |    | 1:27.310<br>11 <b>7</b> Barry STRONG  | 12 <b>26</b> Mark RICHARDSON           |
| ROW 5  | 9  | 1:26.422<br><b>32</b> Mike RAYNER     | 10 <b>53</b> Chris MAYHEW<br>1:27.249  |
| ROW 4  |    | 1:22.883<br>7 <b>20</b> Stephen REECE | 8 <b>63</b> Paul BAKER<br>1:23.333     |
| ROW 3  | 5  | 1:20.910<br><b>55</b> Simon WALSH     | 6 <b>10</b> Tim TRACEY<br>1:22.372     |
| ROW 2  |    | 1:19.351<br>3 <b>8</b> John ATHERTON  | 4 <b>88</b> Adrian WOOTTON<br>1:20.443 |
| ROW 1  | 1  | 1:18.987<br><b>11</b> Jason MCINULTY  | 2 <b>65</b> John LAMASTER<br>1:19.335  |
| <b>Pole</b>  |    |                                       |  |
|  |    |                                       |  |

Donington Park National  
Circuit Length = 1.9790 miles

**These results are provisional until the conclusion of any judicial and technical matters.**

|                   |           |              |
|-------------------|-----------|--------------|
| Clerk Of Course : | Steward : | Timekeeper : |
|                   |           |              |

# MSVR Elise Trophy

## RACE 3 - CLASSIFICATION

| POS | NO | CL | PIC NAME         | ENTRY            | LAPS | TIME      | GAP      | DIFF   | MPH   | BEST     | ON |
|-----|----|----|------------------|------------------|------|-----------|----------|--------|-------|----------|----|
| 1   | 11 | FI | 1 Jason MCINULTY | Lotus S3 Cup R   | 15   | 20:23.996 |          |        | 87.20 | 1:19.481 | 13 |
| 2   | 47 | NA | 1 Alex BALL      | Lotus Elise      | 15   | 20:26.357 | 2.361    | 2.361  | 87.03 | 1:19.829 | 13 |
| 3   | 65 | NA | 2 John LAMASTER  | Lotus Elise 135R | 15   | 20:27.128 | 3.132    | 0.771  | 86.97 | 1:19.852 | 14 |
| 4   | 8  | NA | 3 John ATHERTON  | Lotus Elise S1   | 15   | 20:36.683 | 12.687   | 9.555  | 86.30 | 1:19.724 | 14 |
| 5   | 55 | NA | 4 Simon WALSH    | Lotus Elise      | 15   | 20:47.920 | 23.924   | 11.237 | 85.52 | 1:22.019 | 14 |
| 6   | 63 | NA | 5 Paul BAKER     | Lotus Elise S1   | 15   | 21:22.417 | 58.421   | 34.497 | 83.22 | 1:24.216 | 11 |
| 7   | 32 | NA | 6 Mike RAYNER    | Lotus Elise S1   | 15   | 21:39.958 | 1:15.962 | 17.541 | 82.10 | 1:24.976 | 7  |
| 8   | 53 | NA | 7 Chris MAYHEW   | Lotus Elise S2   | 14   | 20:33.115 | 1 Lap    | 1 Lap  | 80.77 | 1:26.781 | 2  |

### NOT CLASSIFIED

|     |    |    |                |                     |   |           |         |        |       |          |   |
|-----|----|----|----------------|---------------------|---|-----------|---------|--------|-------|----------|---|
| DNF | 10 | FI | Tim STRACEY    | Lotus Elise S3      | 7 | 10:19.363 | 8 Laps  | 7 Laps | 80.30 | 1:26.065 | 3 |
| DNF | 20 | NA | Stephen REECE  | Lotus Elise S2 111R | 2 | 2:52.296  | 13 Laps | 5 Laps | 81.91 | 1:22.493 | 2 |
| DNF | 88 | NA | Adrian WOOTTON | Lotus Exige S2      | 2 | 2:52.477  | 13 Laps | 0.181  | 81.82 | 1:21.783 | 2 |

### FASTEST LAP

|    |    |                |                |    |          |           |            |
|----|----|----------------|----------------|----|----------|-----------|------------|
| 11 | FI | Jason MCINULTY | Lotus S3 Cup R | 13 | 1:19.481 | 89.63 mph | 144.26 kph |
| 8  | NA | John ATHERTON  | Lotus Elise S1 | 14 | 1:19.724 | 89.36 mph | 143.82 kph |

Weather / Track : Sunny / Dry

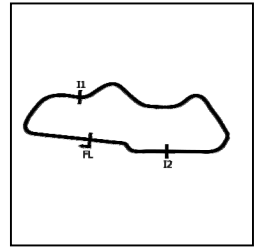
These results are provisional until the conclusion of any judicial and technical matters.

Donington Park National  
Circuit Length = 1.9790 miles  
Start: 14:07 Flag 14:27 End: 14:29

|                   |           |              |
|-------------------|-----------|--------------|
| Clerk Of Course : | Steward : | Timekeeper : |
|-------------------|-----------|--------------|

# MSVR Elise Trophy

## RACE 3 - SECTOR ANALYSIS



SECTOR 1 = FL to I1, SECTOR 2 = I1 to I2, SECTOR 3 = I2 to FL, DIFF = Difference To Personal Best Lap, P = Crossed Finish Line in Pit Lane, D = Time Disallowed

| P1 11 FI                  |               | Jason MCINULTY           |               | Lotus S3 Cup R      |              |       |                     |
|---------------------------|---------------|--------------------------|---------------|---------------------|--------------|-------|---------------------|
| IDEAL LAP TIME : 1:19.265 |               | BEST LAP TIME : 1:19.481 |               | DIFFERENCE : 0.216  |              |       |                     |
| LAP                       | SECTOR 1      | SECTOR 2                 | SECTOR 3      | LAP TIME            | MPH          | DIFF  | TIME OF DAY         |
| 1 -                       |               | 43.047                   | 14.159        | 1:24.238            | 84.57        | 4.757 | 14:09:00.783        |
| 2 -                       | 23.263        | 43.395                   | 14.315        | 1:20.973            | 87.98        | 1.492 | 14:10:21.756        |
| 3 -                       | 23.400        | 42.884                   | 13.852        | 1:20.136 (3)        | 88.90        | 0.655 | 14:11:41.892        |
| 4 -                       | 24.132        | 44.300                   | 13.997        | 1:22.429            | 86.43        | 2.948 | 14:13:04.321        |
| 5 -                       | 24.859        | 44.250                   | 13.717        | 1:22.826            | 86.01        | 3.345 | 14:14:27.147        |
| 6 -                       | 25.318        | 44.063                   | 13.765        | 1:23.146            | 85.68        | 3.665 | 14:15:50.293        |
| 7 -                       | 24.896        | 44.023                   | 13.851        | 1:22.770            | 86.07        | 3.289 | 14:17:13.063        |
| 8 -                       | 24.466        | 43.862                   | <b>13.669</b> | 1:21.997            | 86.88        | 2.516 | 14:18:35.060        |
| 9 -                       | 24.491        | 43.633                   | 13.978        | 1:22.102            | 86.77        | 2.621 | 14:19:57.162        |
| 10 -                      | 25.027        | 43.534                   | 13.784        | 1:22.345            | 86.52        | 2.864 | 14:21:19.507        |
| 11 -                      | 23.382        | 43.107                   | 13.835        | 1:20.324            | 88.69        | 0.843 | 14:22:39.831        |
| 12 -                      | 23.441        | 43.532                   | 13.853        | 1:20.826            | 88.14        | 1.345 | 14:24:00.657        |
| <b>13 -</b>               | <b>22.985</b> | <b>42.611</b>            | 13.885        | <b>1:19.481 (1)</b> | <b>89.63</b> |       | <b>14:25:20.138</b> |
| 14 -                      | 23.093        | 43.031                   | 13.953        | 1:20.077 (2)        | 88.97        | 0.596 | 14:26:40.215        |
| 15 -                      | 23.341        | 43.040                   | 13.945        | 1:20.326            | 88.69        | 0.845 | 14:28:00.541        |

| P2 47 NA                  |               | Alex BALL                |               | Lotus Elise         |              |       |                     |
|---------------------------|---------------|--------------------------|---------------|---------------------|--------------|-------|---------------------|
| IDEAL LAP TIME : 1:19.794 |               | BEST LAP TIME : 1:19.829 |               | DIFFERENCE : 0.035  |              |       |                     |
| LAP                       | SECTOR 1      | SECTOR 2                 | SECTOR 3      | LAP TIME            | MPH          | DIFF  | TIME OF DAY         |
| 1 -                       |               | 44.230                   | 14.258        | 1:28.240            | 80.74        | 8.411 | 14:09:04.785        |
| 2 -                       | 23.708        | 43.571                   | 14.448        | 1:21.727            | 87.17        | 1.898 | 14:10:26.512        |
| 3 -                       | 23.649        | 42.938                   | 14.515        | 1:21.102            | 87.84        | 1.273 | 14:11:47.614        |
| 4 -                       | 23.647        | 43.580                   | 14.419        | 1:21.646            | 87.26        | 1.817 | 14:13:09.260        |
| 5 -                       | 23.626        | 43.464                   | 14.298        | 1:21.388            | 87.53        | 1.559 | 14:14:30.648        |
| 6 -                       | 23.637        | 43.558                   | 14.367        | 1:21.562            | 87.35        | 1.733 | 14:15:52.210        |
| 7 -                       | 24.085        | 44.233                   | 14.365        | 1:22.683            | 86.16        | 2.854 | 14:17:14.893        |
| 8 -                       | 24.000        | 43.586                   | 14.026        | 1:21.612            | 87.29        | 1.783 | 14:18:36.505        |
| 9 -                       | 23.869        | 43.952                   | 14.333        | 1:22.154            | 86.72        | 2.325 | 14:19:58.659        |
| 10 -                      | 24.117        | 44.698                   | 14.313        | 1:23.128            | 85.70        | 3.299 | 14:21:21.787        |
| 11 -                      | 23.489        | 42.618                   | 14.038        | 1:20.145 (3)        | 88.89        | 0.316 | 14:22:41.932        |
| 12 -                      | 23.605        | 42.862                   | 13.959        | 1:20.426            | 88.58        | 0.597 | 14:24:02.358        |
| <b>13 -</b>               | <b>23.350</b> | 42.592                   | <b>13.887</b> | <b>1:19.829 (1)</b> | <b>89.24</b> |       | <b>14:25:22.187</b> |
| 14 -                      | 23.442        | <b>42.557</b>            | 14.098        | 1:20.097 (2)        | 88.95        | 0.268 | 14:26:42.284        |
| 15 -                      | 23.714        | 42.682                   | 14.222        | 1:20.618            | 88.37        | 0.789 | 14:28:02.902        |

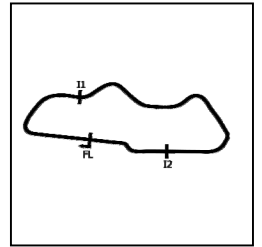
| P3 65 NA                  |               | John LAMASTER            |               | Lotus Elise 135R    |              |       |                     |
|---------------------------|---------------|--------------------------|---------------|---------------------|--------------|-------|---------------------|
| IDEAL LAP TIME : 1:19.656 |               | BEST LAP TIME : 1:19.852 |               | DIFFERENCE : 0.196  |              |       |                     |
| LAP                       | SECTOR 1      | SECTOR 2                 | SECTOR 3      | LAP TIME            | MPH          | DIFF  | TIME OF DAY         |
| 1 -                       |               | 43.247                   | 14.199        | 1:25.513            | 83.31        | 5.661 | 14:09:02.058        |
| 2 -                       | 23.425        | 43.173                   | 14.103        | 1:20.701            | 88.28        | 0.849 | 14:10:22.759        |
| 3 -                       | 23.551        | 42.915                   | 14.142        | 1:20.608            | 88.38        | 0.756 | 14:11:43.367        |
| 4 -                       | 23.534        | 43.884                   | 14.140        | 1:21.558            | 87.35        | 1.706 | 14:13:04.925        |
| 5 -                       | 24.819        | 44.077                   | 14.025        | 1:22.921            | 85.92        | 3.069 | 14:14:27.846        |
| 6 -                       | 25.041        | 43.778                   | 14.076        | 1:22.895            | 85.94        | 3.043 | 14:15:50.741        |
| 7 -                       | 24.857        | 43.815                   | 14.126        | 1:22.798            | 86.04        | 2.946 | 14:17:13.539        |
| 8 -                       | 24.414        | 43.749                   | <b>13.859</b> | 1:22.022            | 86.86        | 2.170 | 14:18:35.561        |
| 9 -                       | 24.387        | 44.386                   | 14.806        | 1:23.579            | 85.24        | 3.727 | 14:19:59.140        |
| 10 -                      | 23.809        | 44.387                   | 14.424        | 1:22.620            | 86.23        | 2.768 | 14:21:21.760        |
| 11 -                      | 23.838        | 42.631                   | 13.956        | 1:20.425 (3)        | 88.58        | 0.573 | 14:22:42.185        |
| 12 -                      | 23.716        | 42.709                   | 14.451        | 1:20.876            | 88.09        | 1.024 | 14:24:03.061        |
| 13 -                      | 23.469        | <b>42.532</b>            | 13.955        | 1:19.956 (2)        | 89.10        | 0.104 | 14:25:23.017        |
| <b>14 -</b>               | <b>23.265</b> | 42.547                   | 14.040        | <b>1:19.852 (1)</b> | <b>89.22</b> |       | <b>14:26:42.869</b> |
| 15 -                      | 23.568        | 42.959                   | 14.277        | 1:20.804            | 88.17        | 0.952 | 14:28:03.673        |

Weather / Track : Sunny / Dry

Donington Park National  
Circuit Length = 1.9790 miles  
Start: 14:07 Flag 14:27 End: 14:29

# MSVR Elise Trophy

## RACE 3 - SECTOR ANALYSIS



SECTOR 1 = FL to I1, SECTOR 2 = I1 to I2, SECTOR 3 = I2 to FL, DIFF = Difference To Personal Best Lap, P = Crossed Finish Line in Pit Lane, D = Time Disallowed

| P4                        |               | 8 NA                     |               | John AHERTON        |              | Lotus Elise S1 |                     |
|---------------------------|---------------|--------------------------|---------------|---------------------|--------------|----------------|---------------------|
| IDEAL LAP TIME : 1:19.645 |               | BEST LAP TIME : 1:19.724 |               | DIFFERENCE : 0.079  |              |                |                     |
| LAP                       | SECTOR 1      | SECTOR 2                 | SECTOR 3      | LAP TIME            | MPH          | DIFF           | TIME OF DAY         |
| 1 -                       |               | 43.557                   | 14.290        | 1:26.441            | 82.42        | 6.717          | 14:09:02.986        |
| 2 -                       | 23.243        | 43.489                   | 14.094        | 1:20.826            | 88.14        | 1.102          | 14:10:23.812        |
| 3 -                       | 23.236        | 43.632                   | 14.115        | 1:20.983            | 87.97        | 1.259          | 14:11:44.795        |
| 4 -                       | 23.347        | 43.460                   | 14.292        | 1:21.099            | 87.85        | 1.375          | 14:13:05.894        |
| 5 -                       | 24.333        | 44.453                   | 14.124        | 1:22.910            | 85.93        | 3.186          | 14:14:28.804        |
| 6 -                       | 24.350        | 44.265                   | 14.149        | 1:22.764            | 86.08        | 3.040          | 14:15:51.568        |
| 7 -                       | 24.456        | 43.910                   | 14.077        | 1:22.443            | 86.41        | 2.719          | 14:17:14.011        |
| 8 -                       | 24.552        | 44.292                   | 13.976        | 1:22.820            | 86.02        | 3.096          | 14:18:36.831        |
| 9 -                       | 23.821        | 44.104                   | 14.787        | 1:22.712            | 86.13        | 2.988          | 14:19:59.543        |
| 10 -                      | 23.882        | 44.151                   | 15.087        | 1:23.120            | 85.71        | 3.396          | 14:21:22.663        |
| 11 -                      | 23.331        | 43.086                   | 13.820        | 1:20.237 (2)        | 88.79        | 0.513          | 14:22:42.900        |
| 12 -                      | 23.437        | 42.790                   | 14.189        | 1:20.416            | 88.59        | 0.692          | 14:24:03.316        |
| 13 -                      | 23.515        | 42.946                   | <b>13.817</b> | 1:20.278 (3)        | 88.74        | 0.554          | 14:25:23.594        |
| <b>14 -</b>               | <b>23.053</b> | <b>42.775</b>            | 13.896        | <b>1:19.724 (1)</b> | <b>89.36</b> |                | <b>14:26:43.318</b> |
| 15 -                      | 23.350        | 51.413                   | 15.147        | 1:29.910            | 79.24        | 10.186         | 14:28:13.228        |

| P5                        |               | 55 NA                    |               | Simon WALSH         |              | Lotus Elise |                     |
|---------------------------|---------------|--------------------------|---------------|---------------------|--------------|-------------|---------------------|
| IDEAL LAP TIME : 1:21.451 |               | BEST LAP TIME : 1:22.019 |               | DIFFERENCE : 0.568  |              |             |                     |
| LAP                       | SECTOR 1      | SECTOR 2                 | SECTOR 3      | LAP TIME            | MPH          | DIFF        | TIME OF DAY         |
| 1 -                       |               | 43.949                   | <b>14.084</b> | 1:27.359            | 81.55        | 5.340       | 14:09:03.904        |
| 2 -                       | <b>23.724</b> | 44.590                   | 14.975        | 1:23.289            | 85.54        | 1.270       | 14:10:27.193        |
| 3 -                       | 23.792        | 44.115                   | 14.184        | 1:22.091 (2)        | 86.78        | 0.072       | 14:11:49.284        |
| 4 -                       | 24.481        | 44.931                   | 14.345        | 1:23.757            | 85.06        | 1.738       | 14:13:13.041        |
| 5 -                       | 24.402        | 45.012                   | 14.511        | 1:23.925            | 84.89        | 1.906       | 14:14:36.966        |
| 6 -                       | 24.445        | 45.123                   | 14.405        | 1:23.973            | 84.84        | 1.954       | 14:16:00.939        |
| 7 -                       | 24.320        | 44.232                   | 14.347        | 1:22.899            | 85.94        | 0.880       | 14:17:23.838        |
| 8 -                       | 24.252        | 44.423                   | 14.182        | 1:22.857            | 85.98        | 0.838       | 14:18:46.695        |
| 9 -                       | 24.298        | 44.268                   | 14.460        | 1:23.026            | 85.81        | 1.007       | 14:20:09.721        |
| 10 -                      | 24.380        | 43.704                   | 14.405        | 1:22.489            | 86.37        | 0.470       | 14:21:32.210        |
| 11 -                      | 24.139        | 44.263                   | 14.363        | 1:22.765            | 86.08        | 0.746       | 14:22:54.975        |
| 12 -                      | 23.844        | <b>43.643</b>            | 14.739        | 1:22.226 (3)        | 86.64        | 0.207       | 14:24:17.201        |
| 13 -                      | 24.400        | 43.860                   | 14.430        | 1:22.690            | 86.16        | 0.671       | 14:25:39.891        |
| <b>14 -</b>               | <b>23.983</b> | <b>43.791</b>            | 14.245        | <b>1:22.019 (1)</b> | <b>86.86</b> |             | <b>14:27:01.910</b> |
| 15 -                      | 24.203        | 43.813                   | 14.539        | 1:22.555            | 86.30        | 0.536       | 14:28:24.465        |

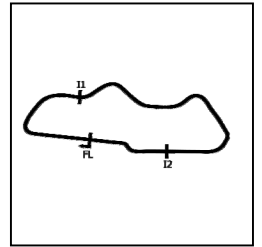
| P6                        |               | 63 NA                    |               | Paul BAKER          |              | Lotus Elise S1 |                     |
|---------------------------|---------------|--------------------------|---------------|---------------------|--------------|----------------|---------------------|
| IDEAL LAP TIME : 1:22.744 |               | BEST LAP TIME : 1:24.216 |               | DIFFERENCE : 1.472  |              |                |                     |
| LAP                       | SECTOR 1      | SECTOR 2                 | SECTOR 3      | LAP TIME            | MPH          | DIFF           | TIME OF DAY         |
| 1 -                       |               | 45.247                   | <b>14.637</b> | 1:30.309            | 78.89        | 6.093          | 14:09:06.854        |
| 2 -                       | 25.078        | <b>43.813</b>            | 17.094        | 1:25.985            | 82.85        | 1.769          | 14:10:32.839        |
| 3 -                       | 24.554        | 44.635                   | 15.120        | 1:24.309 (2)        | 84.50        | 0.093          | 14:11:57.148        |
| 4 -                       | 24.714        | 45.458                   | 15.040        | 1:25.212            | 83.61        | 0.996          | 14:13:22.360        |
| 5 -                       | 24.783        | 45.712                   | 14.890        | 1:25.385            | 83.44        | 1.169          | 14:14:47.745        |
| 6 -                       | 24.813        | 44.980                   | 15.038        | 1:24.831            | 83.98        | 0.615          | 14:16:12.576        |
| 7 -                       | 24.754        | 45.613                   | 15.042        | 1:25.409            | 83.41        | 1.193          | 14:17:37.985        |
| 8 -                       | 24.762        | 45.334                   | 15.012        | 1:25.108            | 83.71        | 0.892          | 14:19:03.093        |
| 9 -                       | 24.713        | 45.211                   | 15.006        | 1:24.930            | 83.88        | 0.714          | 14:20:28.023        |
| 10 -                      | 24.925        | 45.093                   | 14.954        | 1:24.972            | 83.84        | 0.756          | 14:21:52.995        |
| <b>11 -</b>               | <b>24.411</b> | 44.884                   | 14.921        | <b>1:24.216 (1)</b> | <b>84.59</b> |                | <b>14:23:17.211</b> |
| 12 -                      | <b>24.294</b> | 44.572                   | 15.832        | 1:24.698 (3)        | 84.11        | 0.482          | 14:24:41.909        |
| 13 -                      | 25.015        | 45.496                   | 14.919        | 1:25.430            | 83.39        | 1.214          | 14:26:07.339        |
| 14 -                      | 25.250        | 45.040                   | 15.102        | 1:25.392            | 83.43        | 1.176          | 14:27:32.731        |
| 15 -                      | 24.939        | 45.560                   | 15.732        | 1:26.231            | 82.62        | 2.015          | 14:28:58.962        |

Weather / Track : Sunny / Dry

Donington Park National  
Circuit Length = 1.9790 miles  
Start: 14:07 Flag 14:27 End: 14:29

# MSVR Elise Trophy

## RACE 3 - SECTOR ANALYSIS



SECTOR 1 = FL to I1, SECTOR 2 = I1 to I2, SECTOR 3 = I2 to FL, DIFF = Difference To Personal Best Lap, P = Crossed Finish Line in Pit Lane, D = Time Disallowed

| P7 32 NA Mike RAYNER      |               |                          | Lotus Elise S1 |                     |              |       |                     |
|---------------------------|---------------|--------------------------|----------------|---------------------|--------------|-------|---------------------|
| IDEAL LAP TIME : 1:24.656 |               | BEST LAP TIME : 1:24.976 |                | DIFFERENCE : 0.320  |              |       |                     |
| LAP                       | SECTOR 1      | SECTOR 2                 | SECTOR 3       | LAP TIME            | MPH          | DIFF  | TIME OF DAY         |
| 1 -                       |               | 46.940                   | 14.920         | 1:34.158            | 75.66        | 9.182 | 14:09:10.703        |
| 2 -                       | 25.116        | 45.728                   | 15.186         | 1:26.030            | 82.81        | 1.054 | 14:10:36.733        |
| 3 -                       | 25.456        | 46.107                   | 15.086         | 1:26.649            | 82.22        | 1.673 | 14:12:03.382        |
| 4 -                       | 25.399        | <b>45.119</b>            | 15.191         | 1:25.709            | 83.12        | 0.733 | 14:13:29.091        |
| 5 -                       | <b>24.625</b> | 45.344                   | 15.447         | 1:25.416 (2)        | 83.41        | 0.440 | 14:14:54.507        |
| 6 -                       | 25.150        | 45.698                   | 15.173         | 1:26.021            | 82.82        | 1.045 | 14:16:20.528        |
| 7 -                       | 24.878        | 45.186                   | <b>14.912</b>  | <b>1:24.976 (1)</b> | <b>83.84</b> |       | <b>14:17:45.504</b> |
| 8 -                       | 24.850        | 47.666                   | 15.499         | 1:28.015            | 80.94        | 3.039 | 14:19:13.519        |
| 9 -                       | 24.946        | 45.410                   | 15.418         | 1:25.774            | 83.06        | 0.798 | 14:20:39.293        |
| 10 -                      | 24.960        | 47.053                   | 15.051         | 1:27.064            | 81.83        | 2.088 | 14:22:06.357        |
| 11 -                      | 25.139        | 46.309                   | 15.412         | 1:26.860            | 82.02        | 1.884 | 14:23:33.217        |
| 12 -                      | 25.274        | 45.832                   | 15.070         | 1:26.176            | 82.67        | 1.200 | 14:24:59.393        |
| 13 -                      | 25.125        | 45.682                   | 14.913         | 1:25.720            | 83.11        | 0.744 | 14:26:25.113        |
| 14 -                      | 25.082        | 45.203                   | 15.416         | 1:25.701            | 83.13        | 0.725 | 14:27:50.814        |
| 15 -                      | 25.016        | 45.405                   | 15.268         | 1:25.689 (3)        | 83.14        | 0.713 | 14:29:16.503        |

| P8 53 NA Chris MAYHEW     |               |                          | Lotus Elise S2 |                     |              |       |                     |
|---------------------------|---------------|--------------------------|----------------|---------------------|--------------|-------|---------------------|
| IDEAL LAP TIME : 1:26.191 |               | BEST LAP TIME : 1:26.781 |                | DIFFERENCE : 0.590  |              |       |                     |
| LAP                       | SECTOR 1      | SECTOR 2                 | SECTOR 3       | LAP TIME            | MPH          | DIFF  | TIME OF DAY         |
| 1 -                       |               | 47.459                   | 15.152         | 1:35.431            | 74.65        | 8.650 | 14:09:11.976        |
| 2 -                       | 25.477        | 46.124                   | 15.180         | <b>1:26.781 (1)</b> | <b>82.09</b> |       | <b>14:10:38.757</b> |
| 3 -                       | 25.126        | 46.329                   | 15.346         | 1:26.801 (2)        | 82.08        | 0.020 | 14:12:05.558        |
| 4 -                       | 25.772        | 46.746                   | 15.351         | 1:27.869            | 81.08        | 1.088 | 14:13:33.427        |
| 5 -                       | 25.119        | 46.734                   | <b>15.133</b>  | 1:26.986 (3)        | 81.90        | 0.205 | 14:15:00.413        |
| 6 -                       | 25.608        | 47.137                   | 15.318         | 1:28.063            | 80.90        | 1.282 | 14:16:28.476        |
| 7 -                       | 25.088        | 47.230                   | 15.202         | 1:27.520            | 81.40        | 0.739 | 14:17:55.996        |
| 8 -                       | 25.452        | 46.717                   | 15.335         | 1:27.504            | 81.42        | 0.723 | 14:19:23.500        |
| 9 -                       | 25.203        | 46.915                   | 15.245         | 1:27.363            | 81.55        | 0.582 | 14:20:50.863        |
| 10 -                      | <b>25.046</b> | 47.039                   | 15.619         | 1:27.704            | 81.23        | 0.923 | 14:22:18.567        |
| 11 -                      | 25.381        | 47.017                   | 15.455         | 1:27.853            | 81.09        | 1.072 | 14:23:46.420        |
| 12 -                      | 25.302        | 47.025                   | 15.440         | 1:27.767            | 81.17        | 0.986 | 14:25:14.187        |
| 13 -                      | 25.203        | 47.232                   | 15.453         | 1:27.888            | 81.06        | 1.107 | 14:26:42.075        |
| 14 -                      | 26.296        | <b>46.012</b>            | 15.277         | 1:27.585            | 81.34        | 0.804 | 14:28:09.660        |

| P9 10 FI Tim TRACEY       |               |                          | Lotus Elise S3 |                     |              |       |                     |
|---------------------------|---------------|--------------------------|----------------|---------------------|--------------|-------|---------------------|
| IDEAL LAP TIME : 1:24.309 |               | BEST LAP TIME : 1:26.065 |                | DIFFERENCE : 1.756  |              |       |                     |
| LAP                       | SECTOR 1      | SECTOR 2                 | SECTOR 3       | LAP TIME            | MPH          | DIFF  | TIME OF DAY         |
| 1 -                       |               | 45.684                   | 15.117         | 1:32.000            | 77.44        | 5.935 | 14:09:08.545        |
| 2 -                       | 25.771        | <b>45.247</b>            | 15.343         | 1:26.361 (3)        | 82.49        | 0.296 | 14:10:34.906        |
| 3 -                       | 25.436        | 45.825                   | <b>14.804</b>  | <b>1:26.065 (1)</b> | <b>82.78</b> |       | <b>14:12:00.971</b> |
| 4 -                       | 25.427        | 46.203                   | 14.926         | 1:26.556            | 82.31        | 0.491 | 14:13:27.527        |
| 5 -                       | <b>24.258</b> | 46.872                   | 15.107         | 1:26.237 (2)        | 82.61        | 0.172 | 14:14:53.764        |
| 6 -                       | 26.166        | 46.331                   | 15.088         | 1:27.585            | 81.34        | 1.520 | 14:16:21.349        |
| 7 -                       | 24.729        | 47.018                   | IN PIT         | 1:34.559 P          | 75.34        | 8.494 | 14:17:55.908        |

| P10 20 NA Stephen REECE   |               |                          | Lotus Elise S2 111R |                     |              |       |                     |
|---------------------------|---------------|--------------------------|---------------------|---------------------|--------------|-------|---------------------|
| IDEAL LAP TIME : 1:22.493 |               | BEST LAP TIME : 1:22.493 |                     | DIFFERENCE : 0.000  |              |       |                     |
| LAP                       | SECTOR 1      | SECTOR 2                 | SECTOR 3            | LAP TIME            | MPH          | DIFF  | TIME OF DAY         |
| 1 -                       |               | 45.396                   | 14.770              | 1:29.803            | 79.33        | 7.310 | 14:09:06.348        |
| 2 -                       | <b>23.847</b> | <b>43.963</b>            | <b>14.683</b>       | <b>1:22.493 (1)</b> | <b>86.36</b> |       | <b>14:10:28.841</b> |

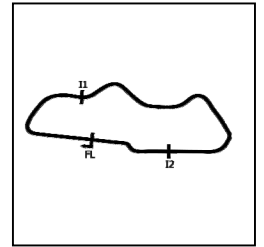
Weather / Track : Sunny / Dry

Donington Park National  
Circuit Length = 1.9790 miles  
Start: 14:07 Flag 14:27 End: 14:29



# MSVR Elise Trophy

## RACE 3 - SECTOR ANALYSIS



SECTOR 1 = FL to I1, SECTOR 2 = I1 to I2, SECTOR 3 = I2 to FL, DIFF = Difference To Personal Best Lap, P = Crossed Finish Line in Pit Lane, D = Time Disallowed

| P11 88 NA                 |          | Adrian WOOTTON           |               | Lotus Exige S2      |              |       |                     |
|---------------------------|----------|--------------------------|---------------|---------------------|--------------|-------|---------------------|
| IDEAL LAP TIME : 1:21.583 |          | BEST LAP TIME : 1:21.783 |               | DIFFERENCE : 0.200  |              |       |                     |
| LAP                       | SECTOR 1 | SECTOR 2                 | SECTOR 3      | LAP TIME            | MPH          | DIFF  | TIME OF DAY         |
| 1 -                       |          | 46.293                   | <b>14.325</b> | 1:30.694            | 78.55        | 8.911 | 14:09:07.239        |
| 2 -                       | 24.151   | <b>43.114</b>            | 14.518        | <b>1:21.783 (1)</b> | <b>87.11</b> |       | <b>14:10:29.022</b> |

# MSVR Elise Trophy

## RACE 3 - BEST SECTORS

| SECTOR 1 |    |          | SECTOR 2 |    |          | SECTOR 3 |    |          | IDEAL / BEST COMPARISON |     |    |          |                    |                 |       |
|----------|----|----------|----------|----|----------|----------|----|----------|-------------------------|-----|----|----------|--------------------|-----------------|-------|
| POS      | NO | NAME     | TIME     | NO | NAME     | TIME     | NO | NAME     | TIME                    | POS | NO | NAME     | IDEAL              | BEST            | DIFF  |
|          |    |          |          |    |          |          |    |          |                         |     |    |          | <b>PERFECT LAP</b> | <b>1:19.186</b> |       |
| 1        | 11 | MCINULTY | 22.985   | 65 | LAMASTER | 42.532   | 11 | MCINULTY | 13.669                  | 1   | 11 | MCINULTY | 1:19.265           | 1:19.481        | 0.216 |
| 2        | 8  | ATHERTON | 23.053   | 47 | BALL     | 42.557   | 8  | ATHERTON | 13.817                  | 2   | 8  | ATHERTON | 1:19.645           | 1:19.724        | 0.079 |
| 3        | 65 | LAMASTER | 23.265   | 11 | MCINULTY | 42.611   | 65 | LAMASTER | 13.859                  | 3   | 65 | LAMASTER | 1:19.656           | 1:19.852        | 0.196 |
| 4        | 47 | BALL     | 23.350   | 8  | ATHERTON | 42.775   | 47 | BALL     | 13.887                  | 4   | 47 | BALL     | 1:19.794           | 1:19.829        | 0.035 |
| 5        | 55 | WALSH    | 23.724   | 88 | WOOTTON  | 43.114   | 55 | WALSH    | 14.084                  | 5   | 55 | WALSH    | 1:21.451           | 1:22.019        | 0.568 |
| 6        | 20 | REECE    | 23.847   | 55 | WALSH    | 43.643   | 88 | WOOTTON  | 14.325                  | 6   | 88 | WOOTTON  | 1:21.583           | 1:21.783        | 0.200 |
| 7        | 88 | WOOTTON  | 24.144   | 63 | BAKER    | 43.813   | 63 | BAKER    | 14.637                  | 7   | 20 | REECE    | 1:22.493           | 1:22.493        | 0.000 |
| 8        | 10 | STRACEY  | 24.258   | 20 | REECE    | 43.963   | 20 | REECE    | 14.683                  | 8   | 63 | BAKER    | 1:22.744           | 1:24.216        | 1.472 |
| 9        | 63 | BAKER    | 24.294   | 32 | RAYNER   | 45.119   | 10 | STRACEY  | 14.804                  | 9   | 10 | STRACEY  | 1:24.309           | 1:26.065        | 1.756 |
| 10       | 32 | RAYNER   | 24.625   | 10 | STRACEY  | 45.247   | 32 | RAYNER   | 14.912                  | 10  | 32 | RAYNER   | 1:24.656           | 1:24.976        | 0.320 |
| 11       | 53 | MAYHEW   | 25.046   | 53 | MAYHEW   | 46.012   | 53 | MAYHEW   | 15.133                  | 11  | 53 | MAYHEW   | 1:26.191           | 1:26.781        | 0.590 |

Weather / Track : Sunny / Dry

Results can be found at [www.tsl-timing.com](http://www.tsl-timing.com)

Donington Park National  
Circuit Length = 1.9790 miles  
Start: 14:07 Flag 14:27 End: 14:29

Printed - 14:34 Saturday, 21 September 2019

# MSVR Elise Trophy

## RACE 3 - LAP CHART

| LAP 1 @ 14:09:00.783 |        |          | LAP 2 @ 14:10:21.756 |        |          | LAP 3 @ 14:11:41.892 |        |          | LAP 4 @ 14:13:04.321 |        |          | LAP 5 @ 14:14:27.147 |        |          |
|----------------------|--------|----------|----------------------|--------|----------|----------------------|--------|----------|----------------------|--------|----------|----------------------|--------|----------|
| NO                   | BEHIND | LAP TIME | NO                   | BEHIND | LAP TIME | NO                   | BEHIND | LAP TIME | NO                   | BEHIND | LAP TIME | NO                   | BEHIND | LAP TIME |
| 11                   |        | 1:24.238 | 11                   |        | 1:20.973 | 11                   |        | 1:20.136 | 11                   |        | 1:22.429 | 11                   |        | 1:22.826 |
| 65                   | 1.275  | 1:25.513 | 65                   | 1.003  | 1:20.701 | 65                   | 1.475  | 1:20.608 | 65                   | 0.604  | 1:21.558 | 65                   | 0.699  | 1:22.921 |
| 8                    | 2.203  | 1:26.441 | 8                    | 2.056  | 1:20.826 | 8                    | 2.903  | 1:20.983 | 8                    | 1.573  | 1:21.099 | 8                    | 1.657  | 1:22.910 |
| 55                   | 3.121  | 1:27.359 | 47                   | 4.756  | 1:21.727 | 47                   | 5.722  | 1:21.102 | 47                   | 4.939  | 1:21.646 | 47                   | 3.501  | 1:21.388 |
| 47                   | 4.002  | 1:28.240 | 55                   | 5.437  | 1:23.289 | 55                   | 7.392  | 1:22.091 | 55                   | 8.720  | 1:23.757 | 55                   | 9.819  | 1:23.925 |
| 20                   | 5.565  | 1:29.803 | 20                   | 7.085  | 1:22.493 | 63                   | 15.256 | 1:24.309 | 63                   | 18.039 | 1:25.212 | 63                   | 20.598 | 1:25.385 |
| 63                   | 6.071  | 1:30.309 | 88                   | 7.266  | 1:21.783 | 10                   | 19.079 | 1:26.065 | 10                   | 23.206 | 1:26.556 | 10                   | 26.617 | 1:26.237 |
| 88                   | 6.456  | 1:30.694 | 63                   | 11.083 | 1:25.985 | 32                   | 21.490 | 1:26.649 | 32                   | 24.770 | 1:25.709 | 32                   | 27.360 | 1:25.416 |
| 10                   | 7.762  | 1:32.000 | 10                   | 13.150 | 1:26.361 | 53                   | 23.666 | 1:26.801 | 53                   | 29.106 | 1:27.869 | 53                   | 33.266 | 1:26.986 |
| 32                   | 9.920  | 1:34.158 | 32                   | 14.977 | 1:26.030 |                      |        |          |                      |        |          |                      |        |          |
| 53                   | 11.193 | 1:35.431 | 53                   | 17.001 | 1:26.781 |                      |        |          |                      |        |          |                      |        |          |

Weather / Track : Sunny / Dry

Results can be found at [www.tsl-timing.com](http://www.tsl-timing.com)

Page 1 of 3

Donington Park National  
Circuit Length = 1.9790 miles  
Start: 14:07 Flag 14:27 End: 14:29

Printed - 14:33 Saturday, 21 September 2019

# MSVR Elise Trophy

## RACE 3 - LAP CHART

| LAP 6 @ 14:15:50.293 |        |          | LAP 7 @ 14:17:13.063 |        |            | LAP 8 @ 14:18:35.060 |        |          | LAP 9 @ 14:19:57.162 |        |          | LAP 10 @ 14:21:19.507 |        |          |
|----------------------|--------|----------|----------------------|--------|------------|----------------------|--------|----------|----------------------|--------|----------|-----------------------|--------|----------|
| NO                   | BEHIND | LAP TIME | NO                   | BEHIND | LAP TIME   | NO                   | BEHIND | LAP TIME | NO                   | BEHIND | LAP TIME | NO                    | BEHIND | LAP TIME |
| 11                   |        | 1:23.146 | 11                   |        | 1:22.770   | 11                   |        | 1:21.997 | 11                   |        | 1:22.102 | 11                    |        | 1:22.345 |
| 65                   | 0.448  | 1:22.895 | 65                   | 0.476  | 1:22.798   | 65                   | 0.501  | 1:22.022 | 47                   | 1.497  | 1:22.154 | 65                    | 2.253  | 1:22.620 |
| 8                    | 1.275  | 1:22.764 | 8                    | 0.948  | 1:22.443   | 47                   | 1.445  | 1:21.612 | 65                   | 1.978  | 1:23.579 | 47                    | 2.280  | 1:23.128 |
| 47                   | 1.917  | 1:21.562 | 47                   | 1.830  | 1:22.683   | 8                    | 1.771  | 1:22.820 | 8                    | 2.381  | 1:22.712 | 8                     | 3.156  | 1:23.120 |
| 55                   | 10.646 | 1:23.973 | 55                   | 10.775 | 1:22.899   | 55                   | 11.635 | 1:22.857 | 55                   | 12.559 | 1:23.026 | 55                    | 12.703 | 1:22.489 |
| 63                   | 22.283 | 1:24.831 | 63                   | 24.922 | 1:25.409   | 63                   | 28.033 | 1:25.108 | 63                   | 30.861 | 1:24.930 | 63                    | 33.488 | 1:24.972 |
| 32                   | 30.235 | 1:26.021 | 32                   | 32.441 | 1:24.976   | 32                   | 38.459 | 1:28.015 | 32                   | 42.131 | 1:25.774 | 32                    | 46.850 | 1:27.064 |
| 10                   | 31.056 | 1:27.585 | 10                   | 42.845 | 1:34.559 P | 53                   | 48.440 | 1:27.504 | 53                   | 53.701 | 1:27.363 | 53                    | 59.060 | 1:27.704 |
| 53                   | 38.183 | 1:28.063 | 53                   | 42.933 | 1:27.520   |                      |        |          |                      |        |          |                       |        |          |

Weather / Track : Sunny / Dry

Results can be found at [www.tsl-timing.com](http://www.tsl-timing.com)

Page 2 of 3

Donington Park National  
 Circuit Length = 1.9790 miles  
 Start: 14:07 Flag 14:27 End: 14:29

Printed - 14:33 Saturday, 21 September 2019

# MSVR Elise Trophy

## RACE 3 - LAP CHART

| LAP 11 @ 14:22:39.831 |          |          | LAP 12 @ 14:24:00.657 |          |          | LAP 13 @ 14:25:20.138 |          |          | LAP 14 @ 14:26:40.215 |          |          | LAP 15 @ 14:28:00.541 |          |          |
|-----------------------|----------|----------|-----------------------|----------|----------|-----------------------|----------|----------|-----------------------|----------|----------|-----------------------|----------|----------|
| NO                    | BEHIND   | LAP TIME | NO                    | BEHIND   | LAP TIME | NO                    | BEHIND   | LAP TIME | NO                    | BEHIND   | LAP TIME | NO                    | BEHIND   | LAP TIME |
| 11                    |          | 1:20.324 | 11                    |          | 1:20.826 | 11                    |          | 1:19.481 | 11                    |          | 1:20.077 | 11                    |          | 1:20.326 |
| 47                    | 2.101    | 1:20.145 | 47                    | 1.701    | 1:20.426 | 47                    | 2.049    | 1:19.829 | 53                    | 1 Lap    | 1:27.888 | 47                    | 2.361    | 1:20.618 |
| 65                    | 2.354    | 1:20.425 | 65                    | 2.404    | 1:20.876 | 65                    | 2.879    | 1:19.956 | 47                    | 2.069    | 1:20.097 | 65                    | 3.132    | 1:20.804 |
| 8                     | 3.069    | 1:20.237 | 8                     | 2.659    | 1:20.416 | 8                     | 3.456    | 1:20.278 | 65                    | 2.654    | 1:19.852 | 53                    | 1 Lap    | 1:27.585 |
| 55                    | 15.144   | 1:22.765 | 55                    | 16.544   | 1:22.226 | 55                    | 19.753   | 1:22.690 | 8                     | 3.103    | 1:19.724 | 8                     | 12.687   | 1:29.910 |
| 63                    | 37.380   | 1:24.216 | 63                    | 41.252   | 1:24.698 | 63                    | 47.201   | 1:25.430 | 55                    | 21.695   | 1:22.019 | 55                    | 23.924   | 1:22.555 |
| 32                    | 53.386   | 1:26.860 | 32                    | 58.736   | 1:26.176 | 32                    | 1:04.975 | 1:25.720 | 63                    | 52.516   | 1:25.392 | 63                    | 58.421   | 1:26.231 |
| 53                    | 1:06.589 | 1:27.853 | 53                    | 1:13.530 | 1:27.767 |                       |          |          | 32                    | 1:10.599 | 1:25.701 | 32                    | 1:15.962 | 1:25.689 |

Weather / Track : Sunny / Dry

Results can be found at [www.tsl-timing.com](http://www.tsl-timing.com)

Page 3 of 3

Donington Park National  
Circuit Length = 1.9790 miles  
Start: 14:07 Flag 14:27 End: 14:29

Printed - 14:33 Saturday, 21 September 2019

# MSVR Elise Trophy

## RACE 3 - POSITION CHART

| No | Name     | Lap<br>Pos | Lap |    |    |    |    |    |           |    |    |    |    |    |    |    |    |    |
|----|----------|------------|-----|----|----|----|----|----|-----------|----|----|----|----|----|----|----|----|----|
|    |          |            | 1   | 2  | 3  | 4  | 5  | 6  | 7         | 8  | 9  | 10 | 11 | 12 | 13 | 14 | 15 |    |
| 11 | MCINULTY | 1          | 11  | 11 | 11 | 11 | 11 | 11 | 11        | 11 | 11 | 11 | 11 | 11 | 11 | 11 | 11 | 11 |
| 65 | LAMASTER | 2          | 65  | 65 | 65 | 65 | 65 | 65 | 65        | 65 | 47 | 65 | 47 | 47 | 47 | 47 | 47 | 47 |
| 8  | ATHERTON | 3          | 8   | 8  | 8  | 8  | 8  | 8  | 8         | 47 | 65 | 47 | 65 | 65 | 65 | 65 | 65 | 65 |
| 88 | WOOTTON  | 4          | 55  | 47 | 47 | 47 | 47 | 47 | 47        | 8  | 8  | 8  | 8  | 8  | 8  | 8  | 8  | 8  |
| 55 | WALSH    | 5          | 47  | 55 | 55 | 55 | 55 | 55 | 55        | 55 | 55 | 55 | 55 | 55 | 55 | 55 | 55 | 55 |
| 10 | STRACEY  | 6          | 20  | 20 | 63 | 63 | 63 | 63 | 63        | 63 | 63 | 63 | 63 | 63 | 63 | 63 | 63 | 63 |
| 20 | REECE    | 7          | 63  | 88 | 10 | 10 | 10 | 32 | 32        | 32 | 32 | 32 | 32 | 32 | 32 | 32 | 32 | 32 |
| 63 | BAKER    | 8          | 88  | 63 | 32 | 32 | 32 | 10 | <u>10</u> | 53 | 53 | 53 | 53 | 53 | 53 | 53 | 53 | 53 |
| 32 | RAYNER   | 9          | 10  | 10 | 53 | 53 | 53 | 53 | 53        |    |    |    |    |    |    |    |    |    |
| 53 | MAYHEW   | 10         | 32  | 32 |    |    |    |    |           |    |    |    |    |    |    |    |    |    |
| 47 | BALL     | 11         | 53  | 53 |    |    |    |    |           |    |    |    |    |    |    |    |    |    |

Weather / Track : Sunny / Dry

Results can be found at [www.tsl-timing.com](http://www.tsl-timing.com)

Donington Park National  
 Circuit Length = 1.9790 miles  
 Start: 14:07 Flag 14:27 End: 14:29

Printed - 14:34 Saturday, 21 September 2019

# MSVR Elise Trophy

## RACE 3 - STATISTICS

**Competitors Started** 11  
**Planned Start** 2019-09-21 @ 14:05:00.000  
**Actual Start** 2019-09-21 @ 14:07:36.545  
**Finish Time** 2019-09-21 @ 14:27:59.626  
**Track Length** 1.9790mi.  
**Total Laps** 130  
**Total Distance Covered** 257.2787mi.

### Session Fastest Lap History

| NO | CL | NAME           | LAP TIME | TIME OF DAY  | LAP | VEHICLE          |
|----|----|----------------|----------|--------------|-----|------------------|
| 11 | FI | Jason MCINULTY | 1:20.973 | 14:10:21.779 | 2   | Lotus S3 Cup R   |
| 65 | NA | John LAMASTER  | 1:20.701 | 14:10:22.765 | 2   | Lotus Elise 135R |
| 11 | FI | Jason MCINULTY | 1:20.136 | 14:11:41.914 | 3   | Lotus S3 Cup R   |
| 11 | FI | Jason MCINULTY | 1:19.481 | 14:25:20.160 | 13  | Lotus S3 Cup R   |

### Session Leader History

| NO | CL | NAME           | FROM LAP | LAPS LED | DISTANCE    | VEHICLE        |
|----|----|----------------|----------|----------|-------------|----------------|
| 11 | FI | Jason MCINULTY | 1        | 15       | 29.64 miles | Lotus S3 Cup R |

### Flag History

| TYPE   | TIME OF DAY  |
|--------|--------------|
| GREEN  | 14:07:36.545 |
| FINISH | 14:27:59.626 |

### Flag Statistics

| TYPE       | COUNT | TOTAL LAPS | TOTAL TIME |
|------------|-------|------------|------------|
| Green      | 1     | 15         | 21:49.117  |
| Red        | 0     | 0          | 0.000      |
| Safety Car | 0     | 0          | 0.000      |
| FCY        | 0     | 0          | 0.000      |

Weather / Track : Sunny / Dry

These results are provisional until the conclusion of any judicial and technical matters.

Donington Park National  
Circuit Length = 1.9790 miles  
Start: 14:07 Flag 14:27 End: 14:29

|                   |  |              |
|-------------------|--|--------------|
| Clerk Of Course : |  | Timekeeper : |
|-------------------|--|--------------|

**MSVR Elise Trophy**  
**RACE 3 - STATISTICS**

**CLASS : NA**

**9 Starters**

**Fastest Lap History**

| NO | NAME          | LAP TIME        | TIME OF DAY  | LAP | VEHICLE          |
|----|---------------|-----------------|--------------|-----|------------------|
| 65 | John LAMASTER | <b>1:20.701</b> | 14:10:22.765 | 2   | Lotus Elise 135R |
| 65 | John LAMASTER | <b>1:20.608</b> | 14:11:43.374 | 3   | Lotus Elise 135R |
| 47 | Alex BALL     | <b>1:20.145</b> | 14:22:41.932 | 11  | Lotus Elise      |
| 47 | Alex BALL     | <b>1:19.829</b> | 14:25:22.189 | 13  | Lotus Elise      |
| 8  | John ATHERTON | <b>1:19.724</b> | 14:26:43.324 | 14  | Lotus Elise S1   |

**Leader History**

| NO | NAME          | FROM LAP | LAPS LED | DISTANCE    | VEHICLE          |
|----|---------------|----------|----------|-------------|------------------|
| 65 | John LAMASTER | 1        | 8        | 15.79 miles | Lotus Elise 135R |
| 47 | Alex BALL     | 9        | 1        | 1.97 miles  | Lotus Elise      |
| 65 | John LAMASTER | 10       | 1        | 1.97 miles  | Lotus Elise 135R |
| 47 | Alex BALL     | 11       | 5        | 9.89 miles  | Lotus Elise      |

**Weather / Track : Sunny / Dry**

**These results are provisional until the conclusion of any judicial and technical matters.**

Donington Park National  
Circuit Length = 1.9790 miles  
Start: 14:07 Flag 14:27 End: 14:29

|                   |  |              |
|-------------------|--|--------------|
| Clerk Of Course : |  | Timekeeper : |
|-------------------|--|--------------|



**MSVR Elise Trophy**  
**RACE 3 - STATISTICS**

**CLASS : FI**

**2 Starters**

**Fastest Lap History**

| NO | NAME           | LAP TIME        | TIME OF DAY  | LAP | VEHICLE        |
|----|----------------|-----------------|--------------|-----|----------------|
| 11 | Jason MCINULTY | <b>1:20.973</b> | 14:10:21.779 | 2   | Lotus S3 Cup R |
| 11 | Jason MCINULTY | <b>1:20.136</b> | 14:11:41.914 | 3   | Lotus S3 Cup R |
| 11 | Jason MCINULTY | <b>1:19.481</b> | 14:25:20.160 | 13  | Lotus S3 Cup R |

**Leader History**

| NO | NAME           | FROM LAP | LAPS LED | DISTANCE    | VEHICLE        |
|----|----------------|----------|----------|-------------|----------------|
| 11 | Jason MCINULTY | 1        | 15       | 29.64 miles | Lotus S3 Cup R |

**Weather / Track : Sunny / Dry**

**These results are provisional until the conclusion of any judicial and technical matters.**

Donington Park National  
Circuit Length = 1.9790 miles  
Start: 14:07 Flag 14:27 End: 14:29

|                   |  |              |
|-------------------|--|--------------|
| Clerk Of Course : |  | Timekeeper : |
|-------------------|--|--------------|

# MSVR Elise Trophy

## RACE 7 - CLASSIFICATION

| POS | NO | CL | PIC NAME         | ENTRY            | LAPS | TIME      | GAP      | DIFF   | MPH   | BEST     | ON |
|-----|----|----|------------------|------------------|------|-----------|----------|--------|-------|----------|----|
| 1   | 11 | FI | 1 Jason MCINULTY | Lotus S3 Cup R   | 15   | 20:06.110 |          |        | 88.49 | 1:19.528 | 15 |
| 2   | 47 | NA | 1 Alex BALL      | Lotus Elise      | 15   | 20:17.638 | 11.528   | 11.528 | 87.65 | 1:20.389 | 8  |
| 3   | 65 | NA | 2 John LAMASTER  | Lotus Elise 135R | 15   | 20:20.928 | 14.818   | 3.290  | 87.41 | 1:20.076 | 11 |
| 4   | 88 | NA | 3 Adrian WOOTTON | Lotus Exige S2   | 15   | 21:00.152 | 54.042   | 39.224 | 84.69 | 1:21.906 | 8  |
| 5   | 55 | NA | 4 Simon WALSH    | Lotus Elise      | 15   | 21:13.215 | 1:07.105 | 13.063 | 83.82 | 1:20.949 | 6  |
| 6   | 10 | FI | 2 Tim STRACEY    | Lotus Elise S3   | 14   | 20:08.337 | 1 Lap    | 1 Lap  | 82.43 | 1:24.149 | 3  |
| 7   | 53 | NA | 5 Chris MAYHEW   | Lotus Elise S2   | 14   | 20:51.997 | 1 Lap    | 43.660 | 79.55 | 1:27.444 | 7  |

### NOT CLASSIFIED

|     |    |    |               |                     |    |           |        |       |       |          |    |
|-----|----|----|---------------|---------------------|----|-----------|--------|-------|-------|----------|----|
| DNF | 32 | NA | Mike RAYNER   | Lotus Elise S1      | 14 | 20:04.786 | 1 Lap  |       | 82.67 | 1:24.584 | 14 |
| DNF | 8  | NA | John ATHERTON | Lotus Elise S1      | 13 | 18:14.177 | 2 Laps | 1 Lap | 84.52 | 1:20.579 | 5  |
| DNF | 63 | NA | Paul BAKER    | Lotus Elise S1      | 13 | 18:23.913 | 2 Laps | 9.736 | 83.77 | 1:22.040 | 12 |
| DNF | 20 | NA | Chris REECE   | Lotus Elise S2 111R | 12 | 16:50.728 | 3 Laps | 1 Lap | 84.45 | 1:22.453 | 5  |

### FASTEST LAP

|    |    |                |                  |    |          |           |            |
|----|----|----------------|------------------|----|----------|-----------|------------|
| 11 | FI | Jason MCINULTY | Lotus S3 Cup R   | 15 | 1:19.528 | 89.58 mph | 144.17 kph |
| 65 | NA | John LAMASTER  | Lotus Elise 135R | 11 | 1:20.076 | 88.97 mph | 143.18 kph |

Weather / Track : Sunny / Dry

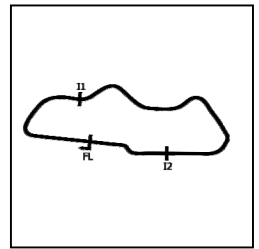
These results are provisional until the conclusion of any judicial and technical matters.

Donington Park National  
Circuit Length = 1.9790 miles  
Start: 17:12 Flag 17:32 End: 17:34

|                   |           |              |
|-------------------|-----------|--------------|
| Clerk Of Course : | Steward : | Timekeeper : |
|-------------------|-----------|--------------|

# MSVR Elise Trophy

## RACE 7 - SECTOR ANALYSIS



SECTOR 1 = FL to I1, SECTOR 2 = I1 to I2, SECTOR 3 = I2 to FL, DIFF = Difference To Personal Best Lap, P = Crossed Finish Line in Pit Lane, D = Time Disallowed

| P1 11 FI                  |               | Jason MCINULTY           |               | Lotus S3 Cup R      |              |       |                     |
|---------------------------|---------------|--------------------------|---------------|---------------------|--------------|-------|---------------------|
| IDEAL LAP TIME : 1:19.218 |               | BEST LAP TIME : 1:19.528 |               | DIFFERENCE : 0.310  |              |       |                     |
| LAP                       | SECTOR 1      | SECTOR 2                 | SECTOR 3      | LAP TIME            | MPH          | DIFF  | TIME OF DAY         |
| 1 -                       |               | 43.579                   | <b>13.607</b> | 1:25.525            | 83.30        | 5.997 | 17:13:46.521        |
| 2 -                       | 23.288        | 42.898                   | 13.875        | 1:20.061            | 88.99        | 0.533 | 17:15:06.582        |
| 3 -                       | 23.503        | 42.802                   | 13.880        | 1:20.185            | 88.85        | 0.657 | 17:16:26.767        |
| 4 -                       | 23.098        | 42.961                   | 13.875        | 1:19.934            | 89.13        | 0.406 | 17:17:46.701        |
| 5 -                       | 23.221        | 42.748                   | 13.833        | 1:19.802            | 89.27        | 0.274 | 17:19:06.503        |
| 6 -                       | <b>23.034</b> | 42.702                   | 13.849        | 1:19.585 (2)        | 89.52        | 0.057 | 17:20:26.088        |
| 7 -                       | 23.407        | 42.679                   | 14.060        | 1:20.146            | 88.89        | 0.618 | 17:21:46.234        |
| 8 -                       | 23.707        | 43.120                   | 13.938        | 1:20.765            | 88.21        | 1.237 | 17:23:06.999        |
| 9 -                       | 23.280        | 42.615                   | 13.837        | 1:19.732 (3)        | 89.35        | 0.204 | 17:24:26.731        |
| 10 -                      | 23.103        | 42.855                   | 13.878        | 1:19.836            | 89.24        | 0.308 | 17:25:46.567        |
| 11 -                      | 23.539        | 43.384                   | 13.842        | 1:20.765            | 88.21        | 1.237 | 17:27:07.332        |
| 12 -                      | 23.494        | 42.759                   | 13.792        | 1:20.045            | 89.00        | 0.517 | 17:28:27.377        |
| 13 -                      | <b>23.034</b> | 42.983                   | 13.915        | 1:19.932            | 89.13        | 0.404 | 17:29:47.309        |
| 14 -                      | 23.237        | 43.406                   | 13.626        | 1:20.269            | 88.75        | 0.741 | 17:31:07.578        |
| 15 -                      | 23.201        | <b>42.577</b>            | 13.750        | <b>1:19.528 (1)</b> | <b>89.58</b> |       | <b>17:32:27.106</b> |

| P2 47 NA                  |               | Alex BALL                |               | Lotus Elise         |              |       |                     |
|---------------------------|---------------|--------------------------|---------------|---------------------|--------------|-------|---------------------|
| IDEAL LAP TIME : 1:19.962 |               | BEST LAP TIME : 1:20.389 |               | DIFFERENCE : 0.427  |              |       |                     |
| LAP                       | SECTOR 1      | SECTOR 2                 | SECTOR 3      | LAP TIME            | MPH          | DIFF  | TIME OF DAY         |
| 1 -                       |               | 44.372                   | 14.014        | 1:27.724            | 81.21        | 7.335 | 17:13:48.720        |
| 2 -                       | 23.569        | 42.969                   | 14.336        | 1:20.874            | 88.09        | 0.485 | 17:15:09.594        |
| 3 -                       | 23.625        | 42.944                   | 14.201        | 1:20.770            | 88.20        | 0.381 | 17:16:30.364        |
| 4 -                       | 23.492        | 43.009                   | 14.141        | 1:20.642            | 88.34        | 0.253 | 17:17:51.006        |
| 5 -                       | 23.614        | 43.022                   | 13.925        | 1:20.561            | 88.43        | 0.172 | 17:19:11.567        |
| 6 -                       | 23.579        | 42.978                   | 13.882        | 1:20.439 (3)        | 88.57        | 0.050 | 17:20:32.006        |
| 7 -                       | 23.638        | 42.904                   | 13.940        | 1:20.482            | 88.52        | 0.093 | 17:21:52.488        |
| 8 -                       | 23.458        | 42.977                   | 13.954        | <b>1:20.389 (1)</b> | <b>88.62</b> |       | <b>17:23:12.877</b> |
| 9 -                       | 23.646        | 43.180                   | 14.035        | 1:20.861            | 88.10        | 0.472 | 17:24:33.738        |
| 10 -                      | 23.447        | 42.962                   | 14.057        | 1:20.466            | 88.54        | 0.077 | 17:25:54.204        |
| 11 -                      | 23.584        | <b>42.759</b>            | 14.187        | 1:20.530            | 88.47        | 0.141 | 17:27:14.734        |
| 12 -                      | <b>23.397</b> | 43.698                   | 14.054        | 1:21.149            | 87.79        | 0.760 | 17:28:35.883        |
| 13 -                      | 23.780        | 42.830                   | <b>13.806</b> | 1:20.416 (2)        | 88.59        | 0.027 | 17:29:56.299        |
| 14 -                      | 23.585        | 42.924                   | 14.140        | 1:20.649            | 88.34        | 0.260 | 17:31:16.948        |
| 15 -                      | 23.499        | 43.614                   | 14.573        | 1:21.686            | 87.21        | 1.297 | 17:32:38.634        |

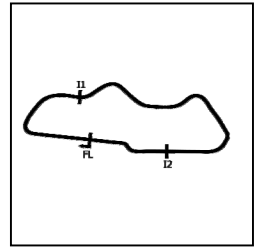
| P3 65 NA                  |               | John LAMASTER            |               | Lotus Elise 135R    |              |       |                     |
|---------------------------|---------------|--------------------------|---------------|---------------------|--------------|-------|---------------------|
| IDEAL LAP TIME : 1:19.946 |               | BEST LAP TIME : 1:20.076 |               | DIFFERENCE : 0.130  |              |       |                     |
| LAP                       | SECTOR 1      | SECTOR 2                 | SECTOR 3      | LAP TIME            | MPH          | DIFF  | TIME OF DAY         |
| 1 -                       |               | 44.984                   | 14.277        | 1:29.212            | 79.86        | 9.136 | 17:13:50.208        |
| 2 -                       | 23.383        | 43.286                   | 14.071        | 1:20.740            | 88.24        | 0.664 | 17:15:10.948        |
| 3 -                       | 23.611        | 43.316                   | 14.235        | 1:21.162            | 87.78        | 1.086 | 17:16:32.110        |
| 4 -                       | 23.577        | 43.533                   | 14.062        | 1:21.172            | 87.77        | 1.096 | 17:17:53.282        |
| 5 -                       | <b>23.334</b> | 43.357                   | 14.241        | 1:20.932            | 88.03        | 0.856 | 17:19:14.214        |
| 6 -                       | 23.410        | 42.913                   | 14.214        | 1:20.537            | 88.46        | 0.461 | 17:20:34.751        |
| 7 -                       | 23.777        | 42.770                   | 14.124        | 1:20.671            | 88.31        | 0.595 | 17:21:55.422        |
| 8 -                       | 23.816        | 43.461                   | 14.049        | 1:21.326            | 87.60        | 1.250 | 17:23:16.748        |
| 9 -                       | 23.599        | 42.917                   | 14.174        | 1:20.690            | 88.29        | 0.614 | 17:24:37.438        |
| 10 -                      | 23.477        | 42.979                   | 14.118        | 1:20.574            | 88.42        | 0.498 | 17:25:58.012        |
| 11 -                      | 23.464        | <b>42.608</b>            | <b>14.004</b> | <b>1:20.076 (1)</b> | <b>88.97</b> |       | <b>17:27:18.088</b> |
| 12 -                      | 23.346        | 42.913                   | 14.228        | 1:20.487 (3)        | 88.51        | 0.411 | 17:28:38.575        |
| 13 -                      | 23.659        | 42.636                   | 14.084        | 1:20.379 (2)        | 88.63        | 0.303 | 17:29:58.954        |
| 14 -                      | 23.597        | 44.534                   | 14.137        | 1:22.268            | 86.60        | 2.192 | 17:31:21.222        |
| 15 -                      | 23.404        | 43.145                   | 14.153        | 1:20.702            | 88.28        | 0.626 | 17:32:41.924        |

Weather / Track : Sunny / Dry

Donington Park National  
Circuit Length = 1.9790 miles  
Start: 17:12 Flag 17:32 End: 17:34

# MSVR Elise Trophy

## RACE 7 - SECTOR ANALYSIS



SECTOR 1 = FL to I1, SECTOR 2 = I1 to I2, SECTOR 3 = I2 to FL, DIFF = Difference To Personal Best Lap, P = Crossed Finish Line in Pit Lane, D = Time Disallowed

| P4 88 NA Adrian WOOTTON   |               |                          | Lotus Exige S2 |                     |              |        |                     |
|---------------------------|---------------|--------------------------|----------------|---------------------|--------------|--------|---------------------|
| IDEAL LAP TIME : 1:21.792 |               | BEST LAP TIME : 1:21.906 |                | DIFFERENCE : 0.114  |              |        |                     |
| LAP                       | SECTOR 1      | SECTOR 2                 | SECTOR 3       | LAP TIME            | MPH          | DIFF   | TIME OF DAY         |
| 1 -                       |               | 47.523                   | 15.282         | 1:33.950            | 75.83        | 12.044 | 17:13:54.946        |
| 2 -                       | 24.422        | 44.652                   | 14.472         | 1:23.546            | 85.27        | 1.640  | 17:15:18.492        |
| 3 -                       | 24.036        | 43.997                   | 14.690         | 1:22.723 (3)        | 86.12        | 0.817  | 17:16:41.215        |
| 4 -                       | 24.147        | 44.723                   | 14.525         | 1:23.395            | 85.43        | 1.489  | 17:18:04.610        |
| 5 -                       | 23.879        | 44.034                   | 14.600         | 1:22.513 (2)        | 86.34        | 0.607  | 17:19:27.123        |
| 6 -                       | 23.934        | 44.997                   | 14.529         | 1:23.460            | 85.36        | 1.554  | 17:20:50.583        |
| 7 -                       | 24.094        | 44.715                   | 14.710         | 1:23.519            | 85.30        | 1.613  | 17:22:14.102        |
| 8 -                       | <b>23.769</b> | 43.974                   | <b>14.163</b>  | <b>1:21.906 (1)</b> | <b>86.98</b> |        | <b>17:23:36.008</b> |
| 9 -                       | 24.487        | 45.173                   | 14.502         | 1:24.162            | 84.65        | 2.256  | 17:25:00.170        |
| 10 -                      | 24.537        | 44.757                   | 14.674         | 1:23.968            | 84.84        | 2.062  | 17:26:24.138        |
| 11 -                      | 24.165        | 44.173                   | 14.440         | 1:22.778            | 86.06        | 0.872  | 17:27:46.916        |
| 12 -                      | 23.962        | 44.716                   | 14.291         | 1:22.969            | 85.87        | 1.063  | 17:29:09.885        |
| 13 -                      | 23.873        | 46.498                   | 14.945         | 1:25.316            | 83.50        | 3.410  | 17:30:35.201        |
| 14 -                      | 24.775        | <b>43.860</b>            | 14.413         | 1:23.048            | 85.78        | 1.142  | 17:31:58.249        |
| 15 -                      | 23.829        | 44.380                   | 14.690         | 1:22.899            | 85.94        | 0.993  | 17:33:21.148        |

| P5 55 NA Simon WALSH      |               |                          | Lotus Elise   |                     |              |        |                     |
|---------------------------|---------------|--------------------------|---------------|---------------------|--------------|--------|---------------------|
| IDEAL LAP TIME : 1:20.318 |               | BEST LAP TIME : 1:20.949 |               | DIFFERENCE : 0.631  |              |        |                     |
| LAP                       | SECTOR 1      | SECTOR 2                 | SECTOR 3      | LAP TIME            | MPH          | DIFF   | TIME OF DAY         |
| 1 -                       |               | 44.137                   | <b>13.900</b> | 1:26.742            | 82.13        | 5.793  | 17:13:47.738        |
| 2 -                       | 23.769        | 43.758                   | 15.656        | 1:23.183            | 85.65        | 2.234  | 17:15:10.921        |
| 3 -                       | 24.314        | 43.326                   | 14.284        | 1:21.924            | 86.96        | 0.975  | 17:16:32.845        |
| 4 -                       | 23.558        | 43.472                   | 14.143        | 1:21.173 (3)        | 87.77        | 0.224  | 17:17:54.018        |
| 5 -                       | 23.715        | 43.833                   | 14.082        | 1:21.630            | 87.27        | 0.681  | 17:19:15.648        |
| 6 -                       | 23.676        | 43.235                   | 14.038        | <b>1:20.949 (1)</b> | <b>88.01</b> |        | <b>17:20:36.597</b> |
| 7 -                       | 34.291        | 44.604                   | 15.319        | 1:34.214            | 75.62        | 13.265 | 17:22:10.811        |
| 8 -                       | 23.781        | <b>42.909</b>            | 15.417        | 1:22.107            | 86.77        | 1.158  | 17:23:32.918        |
| 9 -                       | 40.719        | 44.290                   | 14.457        | 1:39.466            | 71.62        | 18.517 | 17:25:12.384        |
| 10 -                      | 24.229        | 43.968                   | 14.169        | 1:22.366            | 86.49        | 1.417  | 17:26:34.750        |
| 11 -                      | 23.765        | 43.273                   | 13.987        | 1:21.025 (2)        | 87.93        | 0.076  | 17:27:55.775        |
| 12 -                      | 23.769        | 43.265                   | 14.266        | 1:21.300            | 87.63        | 0.351  | 17:29:17.075        |
| 13 -                      | 23.977        | 43.734                   | 14.071        | 1:21.782            | 87.11        | 0.833  | 17:30:38.857        |
| 14 -                      | 23.833        | 43.527                   | 14.143        | 1:21.503            | 87.41        | 0.554  | 17:32:00.360        |
| 15 -                      | <b>23.509</b> | 55.121                   | 15.221        | 1:33.851            | 75.91        | 12.902 | 17:33:34.211        |

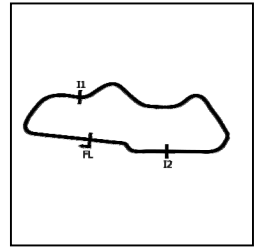
| P6 10 FI Tim STRACEY      |               |                          | Lotus Elise S3 |                     |              |        |                     |
|---------------------------|---------------|--------------------------|----------------|---------------------|--------------|--------|---------------------|
| IDEAL LAP TIME : 1:23.606 |               | BEST LAP TIME : 1:24.149 |                | DIFFERENCE : 0.543  |              |        |                     |
| LAP                       | SECTOR 1      | SECTOR 2                 | SECTOR 3       | LAP TIME            | MPH          | DIFF   | TIME OF DAY         |
| 1 -                       |               | 47.368                   | 15.608         | 1:34.411            | 75.46        | 10.262 | 17:13:55.407        |
| 2 -                       | 24.578        | 46.362                   | 14.680         | 1:25.620            | 83.21        | 1.471  | 17:15:21.027        |
| 3 -                       | 24.722        | <b>45.027</b>            | <b>14.400</b>  | <b>1:24.149 (1)</b> | <b>84.66</b> |        | <b>17:16:45.176</b> |
| 4 -                       | 24.313        | 45.735                   | 14.710         | 1:24.758 (2)        | 84.05        | 0.609  | 17:18:09.934        |
| 5 -                       | 24.485        | 46.802                   | 14.506         | 1:25.793            | 83.04        | 1.644  | 17:19:35.727        |
| 6 -                       | 24.356        | 47.932                   | 15.044         | 1:27.332            | 81.58        | 3.183  | 17:21:03.059        |
| 7 -                       | 25.359        | 46.197                   | 15.279         | 1:26.835            | 82.04        | 2.686  | 17:22:29.894        |
| 8 -                       | 26.296        | 46.271                   | 15.169         | 1:27.736            | 81.20        | 3.587  | 17:23:57.630        |
| 9 -                       | 24.645        | 45.501                   | 14.682         | 1:24.828 (3)        | 83.98        | 0.679  | 17:25:22.458        |
| 10 -                      | 24.239        | 45.876                   | 15.150         | 1:25.265            | 83.55        | 1.116  | 17:26:47.723        |
| 11 -                      | 24.224        | 46.455                   | 14.815         | 1:25.494            | 83.33        | 1.345  | 17:28:13.217        |
| 12 -                      | 25.161        | 45.371                   | 14.592         | 1:25.124            | 83.69        | 0.975  | 17:29:38.341        |
| 13 -                      | 25.150        | 45.513                   | 14.795         | 1:25.458            | 83.37        | 1.309  | 17:31:03.799        |
| 14 -                      | <b>24.179</b> | 45.483                   | 15.872         | 1:25.534            | 83.29        | 1.385  | 17:32:29.333        |

Weather / Track : Sunny / Dry

Donington Park National  
Circuit Length = 1.9790 miles  
Start: 17:12 Flag 17:32 End: 17:34

# MSVR Elise Trophy

## RACE 7 - SECTOR ANALYSIS



SECTOR 1 = FL to I1, SECTOR 2 = I1 to I2, SECTOR 3 = I2 to FL, DIFF = Difference To Personal Best Lap, P = Crossed Finish Line in Pit Lane, D = Time Disallowed

| P7 53 NA                  |               | Chris MAYHEW             |               | Lotus Elise S2      |              |       |                     |
|---------------------------|---------------|--------------------------|---------------|---------------------|--------------|-------|---------------------|
| IDEAL LAP TIME : 1:27.255 |               | BEST LAP TIME : 1:27.444 |               | DIFFERENCE : 0.189  |              |       |                     |
| LAP                       | SECTOR 1      | SECTOR 2                 | SECTOR 3      | LAP TIME            | MPH          | DIFF  | TIME OF DAY         |
| 1 -                       |               | 49.447                   | 15.392        | 1:35.764            | 74.39        | 8.320 | 17:13:56.760        |
| 2 -                       | 25.545        | 47.170                   | 15.489        | 1:28.204            | 80.77        | 0.760 | 17:15:24.964        |
| 3 -                       | 25.308        | 47.112                   | <b>15.185</b> | 1:27.605 (2)        | 81.32        | 0.161 | 17:16:52.569        |
| 4 -                       | 25.151        | 47.253                   | 15.203        | 1:27.607 (3)        | 81.32        | 0.163 | 17:18:20.176        |
| 5 -                       | 25.680        | 47.589                   | 15.255        | 1:28.524            | 80.48        | 1.080 | 17:19:48.700        |
| 6 -                       | <b>25.069</b> | 47.432                   | 15.242        | 1:27.743            | 81.19        | 0.299 | 17:21:16.443        |
| 7 -                       | 25.250        | <b>47.001</b>            | 15.193        | <b>1:27.444 (1)</b> | <b>81.47</b> |       | <b>17:22:43.887</b> |
| 8 -                       | 26.955        | 48.576                   | 15.272        | 1:30.803            | 78.46        | 3.359 | 17:24:14.690        |
| 9 -                       | 25.396        | 47.645                   | 15.217        | 1:28.258            | 80.72        | 0.814 | 17:25:42.948        |
| 10 -                      | 25.552        | 47.349                   | 15.416        | 1:28.317            | 80.67        | 0.873 | 17:27:11.265        |
| 11 -                      | 25.704        | 48.833                   | 15.391        | 1:29.928            | 79.22        | 2.484 | 17:28:41.193        |
| 12 -                      | 25.877        | 48.004                   | 15.494        | 1:29.375            | 79.71        | 1.931 | 17:30:10.568        |
| 13 -                      | 26.429        | 49.240                   | 15.843        | 1:31.512            | 77.85        | 4.068 | 17:31:42.080        |
| 14 -                      | 25.812        | 48.959                   | 16.142        | 1:30.913            | 78.36        | 3.469 | 17:33:12.993        |

| P8 32 NA                  |               | Mike RAYNER              |               | Lotus Elise S1      |              |        |                     |
|---------------------------|---------------|--------------------------|---------------|---------------------|--------------|--------|---------------------|
| IDEAL LAP TIME : 1:24.235 |               | BEST LAP TIME : 1:24.584 |               | DIFFERENCE : 0.349  |              |        |                     |
| LAP                       | SECTOR 1      | SECTOR 2                 | SECTOR 3      | LAP TIME            | MPH          | DIFF   | TIME OF DAY         |
| 1 -                       |               | 48.891                   | 15.635        | 1:34.801            | 75.15        | 10.217 | 17:13:55.797        |
| 2 -                       | 25.367        | 46.464                   | 15.082        | 1:26.913            | 81.97        | 2.329  | 17:15:22.710        |
| 3 -                       | 24.697        | 45.688                   | 15.270        | 1:25.655            | 83.17        | 1.071  | 17:16:48.365        |
| 4 -                       | 24.879        | 45.380                   | 14.948        | 1:25.207            | 83.61        | 0.623  | 17:18:13.572        |
| 5 -                       | 24.848        | <b>45.112</b>            | 15.341        | 1:25.301            | 83.52        | 0.717  | 17:19:38.873        |
| 6 -                       | 25.270        | 45.908                   | <b>14.627</b> | 1:25.805            | 83.03        | 1.221  | 17:21:04.678        |
| 7 -                       | <b>24.496</b> | 46.050                   | 15.261        | 1:25.807            | 83.03        | 1.223  | 17:22:30.485        |
| 8 -                       | 24.915        | 45.587                   | 15.230        | 1:25.732            | 83.10        | 1.148  | 17:23:56.217        |
| 9 -                       | 24.895        | 45.454                   | 14.714        | 1:25.063            | 83.75        | 0.479  | 17:25:21.280        |
| 10 -                      | 24.633        | 45.372                   | 15.146        | 1:25.151            | 83.67        | 0.567  | 17:26:46.431        |
| 11 -                      | 24.529        | 45.296                   | 14.842        | 1:24.667 (2)        | 84.14        | 0.083  | 17:28:11.098        |
| 12 -                      | 24.546        | 45.413                   | 15.065        | 1:25.024 (3)        | 83.79        | 0.440  | 17:29:36.122        |
| 13 -                      | 24.611        | 45.558                   | 14.907        | 1:25.076            | 83.74        | 0.492  | 17:31:01.198        |
| 14 -                      | 24.647        | 45.141                   | 14.796        | <b>1:24.584 (1)</b> | <b>84.23</b> |        | <b>17:32:25.782</b> |

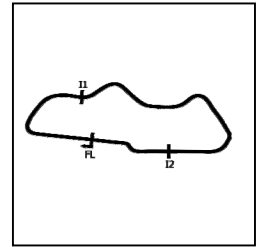
| P9 8 NA                   |               | John ATHERTON            |               | Lotus Elise S1      |              |        |                     |
|---------------------------|---------------|--------------------------|---------------|---------------------|--------------|--------|---------------------|
| IDEAL LAP TIME : 1:20.431 |               | BEST LAP TIME : 1:20.579 |               | DIFFERENCE : 0.148  |              |        |                     |
| LAP                       | SECTOR 1      | SECTOR 2                 | SECTOR 3      | LAP TIME            | MPH          | DIFF   | TIME OF DAY         |
| 1 -                       |               | 44.990                   | 14.107        | 1:36.551            | 73.79        | 15.972 | 17:13:57.547        |
| 2 -                       | 23.921        | 45.130                   | 14.619        | 1:23.670            | 85.15        | 3.091  | 17:15:21.217        |
| 3 -                       | 23.651        | 43.190                   | 13.988        | 1:20.829 (2)        | 88.14        | 0.250  | 17:16:42.046        |
| 4 -                       | 23.615        | 44.055                   | 13.960        | 1:21.630            | 87.27        | 1.051  | 17:18:03.676        |
| 5 -                       | 23.504        | 43.207                   | <b>13.868</b> | <b>1:20.579 (1)</b> | <b>88.41</b> |        | <b>17:19:24.255</b> |
| 6 -                       | <b>23.377</b> | 44.318                   | 14.709        | 1:22.404            | 86.45        | 1.825  | 17:20:46.659        |
| 7 -                       | 23.679        | 44.177                   | 15.190        | 1:23.046            | 85.79        | 2.467  | 17:22:09.705        |
| 8 -                       | 23.867        | 43.696                   | 15.771        | 1:23.334            | 85.49        | 2.755  | 17:23:33.039        |
| 9 -                       | 33.645        | 44.548                   | 14.163        | 1:32.356            | 77.14        | 11.777 | 17:25:05.395        |
| 10 -                      | 23.847        | 43.901                   | 15.246        | 1:22.994            | 85.84        | 2.415  | 17:26:28.389        |
| 11 -                      | 23.598        | <b>43.186</b>            | 14.171        | 1:20.955 (3)        | 88.00        | 0.376  | 17:27:49.344        |
| 12 -                      | 23.608        | 43.557                   | 13.959        | 1:21.124            | 87.82        | 0.545  | 17:29:10.468        |
| 13 -                      | 23.659        | 46.250                   | 14.796        | 1:24.705            | 84.11        | 4.126  | 17:30:35.173        |

Weather / Track : Sunny / Dry

Donington Park National  
 Circuit Length = 1.9790 miles  
 Start: 17:12 Flag 17:32 End: 17:34

# MSVR Elise Trophy

## RACE 7 - SECTOR ANALYSIS



SECTOR 1 = FL to I1, SECTOR 2 = I1 to I2, SECTOR 3 = I2 to FL, DIFF = Difference To Personal Best Lap, P = Crossed Finish Line in Pit Lane, D = Time Disallowed

| P10 63 NA Paul BAKER      |               |                          | Lotus Elise S1 |                     |              |       |                     |
|---------------------------|---------------|--------------------------|----------------|---------------------|--------------|-------|---------------------|
| IDEAL LAP TIME : 1:21.898 |               | BEST LAP TIME : 1:22.040 |                | DIFFERENCE : 0.142  |              |       |                     |
| LAP                       | SECTOR 1      | SECTOR 2                 | SECTOR 3       | LAP TIME            | MPH          | DIFF  | TIME OF DAY         |
| 1 -                       |               | 45.992                   | 14.946         | 1:30.101            | 79.07        | 8.061 | 17:13:51.097        |
| 2 -                       | <b>24.028</b> | 44.516                   | 14.374         | 1:22.918            | 85.92        | 0.878 | 17:15:14.015        |
| 3 -                       | 24.436        | 44.979                   | 14.487         | 1:23.902            | 84.91        | 1.862 | 17:16:37.917        |
| 4 -                       | 24.214        | 44.484                   | 14.180         | 1:22.878            | 85.96        | 0.838 | 17:18:00.795        |
| 5 -                       | 24.096        | 44.230                   | <b>14.164</b>  | 1:22.490 (2)        | 86.36        | 0.450 | 17:19:23.285        |
| 6 -                       | 24.125        | 44.414                   | 15.119         | 1:23.658            | 85.16        | 1.618 | 17:20:46.943        |
| 7 -                       | 24.166        | 45.060                   | 14.878         | 1:24.104            | 84.71        | 2.064 | 17:22:11.047        |
| 8 -                       | 24.603        | <b>43.706</b>            | 14.301         | 1:22.610 (3)        | 86.24        | 0.570 | 17:23:33.657        |
| 9 -                       | 26.522        | 44.852                   | 14.867         | 1:26.241            | 82.61        | 4.201 | 17:24:59.898        |
| 10 -                      | 28.732        | 44.349                   | 15.525         | 1:28.606            | 80.40        | 6.566 | 17:26:28.504        |
| 11 -                      | 24.338        | 44.218                   | 14.426         | 1:22.982            | 85.85        | 0.942 | 17:27:51.486        |
| 12 -                      | 24.077        | 43.727                   | 14.236         | <b>1:22.040 (1)</b> | <b>86.84</b> |       | <b>17:29:13.526</b> |
| 13 -                      | 24.412        | 46.552                   | IN PIT         | 1:31.383 P          | 77.96        | 9.343 | 17:30:44.909        |

| P11 20 NA Chris REECE     |               |                          | Lotus Elise S2 111R |                     |              |       |                     |
|---------------------------|---------------|--------------------------|---------------------|---------------------|--------------|-------|---------------------|
| IDEAL LAP TIME : 1:22.333 |               | BEST LAP TIME : 1:22.453 |                     | DIFFERENCE : 0.120  |              |       |                     |
| LAP                       | SECTOR 1      | SECTOR 2                 | SECTOR 3            | LAP TIME            | MPH          | DIFF  | TIME OF DAY         |
| 1 -                       |               | 46.145                   | 14.488              | 1:29.037            | 80.01        | 6.584 | 17:13:50.033        |
| 2 -                       | 24.397        | 44.831                   | 14.417              | 1:23.645            | 85.17        | 1.192 | 17:15:13.678        |
| 3 -                       | 24.498        | 44.817                   | 14.081              | 1:23.396            | 85.43        | 0.943 | 17:16:37.074        |
| 4 -                       | 24.497        | 44.710                   | 14.078              | 1:23.285            | 85.54        | 0.832 | 17:18:00.359        |
| 5 -                       | <b>24.207</b> | 44.284                   | 13.962              | <b>1:22.453 (1)</b> | <b>86.40</b> |       | <b>17:19:22.812</b> |
| 6 -                       | 24.377        | 44.309                   | <b>13.883</b>       | 1:22.569 (2)        | 86.28        | 0.116 | 17:20:45.381        |
| 7 -                       | 24.520        | 45.390                   | 15.695              | 1:25.605            | 83.22        | 3.152 | 17:22:10.986        |
| 8 -                       | 24.869        | 44.735                   | 14.348              | 1:23.952            | 84.86        | 1.499 | 17:23:34.938        |
| 9 -                       | 25.004        | 44.993                   | 14.465              | 1:24.462            | 84.35        | 2.009 | 17:24:59.400        |
| 10 -                      | 25.792        | 44.844                   | 14.259              | 1:24.895            | 83.92        | 2.442 | 17:26:24.295        |
| 11 -                      | 24.610        | <b>44.243</b>            | 14.228              | 1:23.081 (3)        | 85.75        | 0.628 | 17:27:47.376        |
| 12 -                      | 25.317        | 45.028                   | 14.003              | 1:24.348            | 84.46        | 1.895 | 17:29:11.724        |

Weather / Track : Sunny / Dry

Donington Park National  
 Circuit Length = 1.9790 miles  
 Start: 17:12 Flag 17:32 End: 17:34

# MSVR Elise Trophy

## RACE 7 - BEST SECTORS

| SECTOR 1 |    |          | SECTOR 2 |    |          | SECTOR 3 |    |          | IDEAL / BEST COMPARISON |     |    |          |                    |                 |       |
|----------|----|----------|----------|----|----------|----------|----|----------|-------------------------|-----|----|----------|--------------------|-----------------|-------|
| POS      | NO | NAME     | TIME     | NO | NAME     | TIME     | NO | NAME     | TIME                    | POS | NO | NAME     | IDEAL              | BEST            | DIFF  |
|          |    |          |          |    |          |          |    |          |                         |     |    |          | <b>PERFECT LAP</b> | <b>1:19.218</b> |       |
| 1        | 11 | MCINULTY | 23.034   | 11 | MCINULTY | 42.577   | 11 | MCINULTY | 13.607                  | 1   | 11 | MCINULTY | 1:19.218           | 1:19.528        | 0.310 |
| 2        | 65 | LAMASTER | 23.334   | 65 | LAMASTER | 42.608   | 47 | BALL     | 13.806                  | 2   | 65 | LAMASTER | 1:19.946           | 1:20.076        | 0.130 |
| 3        | 8  | ATHERTON | 23.377   | 47 | BALL     | 42.759   | 8  | ATHERTON | 13.868                  | 3   | 47 | BALL     | 1:19.962           | 1:20.389        | 0.427 |
| 4        | 47 | BALL     | 23.397   | 55 | WALSH    | 42.909   | 20 | REECE    | 13.883                  | 4   | 55 | WALSH    | 1:20.318           | 1:20.949        | 0.631 |
| 5        | 55 | WALSH    | 23.509   | 8  | ATHERTON | 43.186   | 55 | WALSH    | 13.900                  | 5   | 8  | ATHERTON | 1:20.431           | 1:20.579        | 0.148 |
| 6        | 88 | WOOTTON  | 23.769   | 63 | BAKER    | 43.706   | 65 | LAMASTER | 14.004                  | 6   | 88 | WOOTTON  | 1:21.792           | 1:21.906        | 0.114 |
| 7        | 63 | BAKER    | 24.028   | 88 | WOOTTON  | 43.860   | 88 | WOOTTON  | 14.163                  | 7   | 63 | BAKER    | 1:21.898           | 1:22.040        | 0.142 |
| 8        | 10 | STRACEY  | 24.179   | 20 | REECE    | 44.243   | 63 | BAKER    | 14.164                  | 8   | 20 | REECE    | 1:22.333           | 1:22.453        | 0.120 |
| 9        | 20 | REECE    | 24.207   | 10 | STRACEY  | 45.027   | 10 | STRACEY  | 14.400                  | 9   | 10 | STRACEY  | 1:23.606           | 1:24.149        | 0.543 |
| 10       | 32 | RAYNER   | 24.496   | 32 | RAYNER   | 45.112   | 32 | RAYNER   | 14.627                  | 10  | 32 | RAYNER   | 1:24.235           | 1:24.584        | 0.349 |
| 11       | 53 | MAYHEW   | 25.069   | 53 | MAYHEW   | 47.001   | 53 | MAYHEW   | 15.185                  | 11  | 53 | MAYHEW   | 1:27.255           | 1:27.444        | 0.189 |

Weather / Track : Sunny / Dry

Results can be found at [www.tsl-timing.com](http://www.tsl-timing.com)

Donington Park National  
Circuit Length = 1.9790 miles  
Start: 17:12 Flag 17:32 End: 17:34

Printed - 17:37 Saturday, 21 September 2019

# MSVR Elise Trophy

## RACE 7 - LAP CHART

| LAP 1 @ 17:13:46.521 |        |          | LAP 2 @ 17:15:06.582 |        |          | LAP 3 @ 17:16:26.767 |        |          | LAP 4 @ 17:17:46.701 |        |          | LAP 5 @ 17:19:06.503 |        |          |
|----------------------|--------|----------|----------------------|--------|----------|----------------------|--------|----------|----------------------|--------|----------|----------------------|--------|----------|
| NO                   | BEHIND | LAP TIME | NO                   | BEHIND | LAP TIME | NO                   | BEHIND | LAP TIME | NO                   | BEHIND | LAP TIME | NO                   | BEHIND | LAP TIME |
| 11                   |        | 1:25.525 | 11                   |        | 1:20.061 | 11                   |        | 1:20.185 | 11                   |        | 1:19.934 | 11                   |        | 1:19.802 |
| 55                   | 1.217  | 1:26.742 | 47                   | 3.012  | 1:20.874 | 47                   | 3.597  | 1:20.770 | 47                   | 4.305  | 1:20.642 | 47                   | 5.064  | 1:20.561 |
| 47                   | 2.199  | 1:27.724 | 55                   | 4.339  | 1:23.183 | 65                   | 5.343  | 1:21.162 | 65                   | 6.581  | 1:21.172 | 65                   | 7.711  | 1:20.932 |
| 20                   | 3.512  | 1:29.037 | 65                   | 4.366  | 1:20.740 | 55                   | 6.078  | 1:21.924 | 55                   | 7.317  | 1:21.173 | 55                   | 9.145  | 1:21.630 |
| 65                   | 3.687  | 1:29.212 | 20                   | 7.096  | 1:23.645 | 20                   | 10.307 | 1:23.396 | 20                   | 13.658 | 1:23.285 | 20                   | 16.309 | 1:22.453 |
| 63                   | 4.576  | 1:30.101 | 63                   | 7.433  | 1:22.918 | 63                   | 11.150 | 1:23.902 | 63                   | 14.094 | 1:22.878 | 63                   | 16.782 | 1:22.490 |
| 88                   | 8.425  | 1:33.950 | 88                   | 11.910 | 1:23.546 | 88                   | 14.448 | 1:22.723 | 8                    | 16.975 | 1:21.630 | 8                    | 17.752 | 1:20.579 |
| 10                   | 8.886  | 1:34.411 | 10                   | 14.445 | 1:25.620 | 8                    | 15.279 | 1:20.829 | 88                   | 17.909 | 1:23.395 | 88                   | 20.620 | 1:22.513 |
| 32                   | 9.276  | 1:34.801 | 8                    | 14.635 | 1:23.670 | 10                   | 18.409 | 1:24.149 | 10                   | 23.233 | 1:24.758 | 10                   | 29.224 | 1:25.793 |
| 53                   | 10.239 | 1:35.764 | 32                   | 16.128 | 1:26.913 | 32                   | 21.598 | 1:25.655 | 32                   | 26.871 | 1:25.207 | 32                   | 32.370 | 1:25.301 |
| 8                    | 11.026 | 1:36.551 | 53                   | 18.382 | 1:28.204 | 53                   | 25.802 | 1:27.605 | 53                   | 33.475 | 1:27.607 | 53                   | 42.197 | 1:28.524 |

Weather / Track : Sunny / Dry

Results can be found at [www.tsl-timing.com](http://www.tsl-timing.com)

Page 1 of 3

Donington Park National  
Circuit Length = 1.9790 miles  
Start: 17:12 Flag 17:32 End: 17:34

Printed - 17:37 Saturday, 21 September 2019



# MSVR Elise Trophy

## RACE 7 - LAP CHART

| LAP 6 @ 17:20:26.088 |        |          | LAP 7 @ 17:21:46.234 |        |          | LAP 8 @ 17:23:06.999 |          |          | LAP 9 @ 17:24:26.731 |          |          | LAP 10 @ 17:25:46.567 |          |          |
|----------------------|--------|----------|----------------------|--------|----------|----------------------|----------|----------|----------------------|----------|----------|-----------------------|----------|----------|
| NO                   | BEHIND | LAP TIME | NO                   | BEHIND | LAP TIME | NO                   | BEHIND   | LAP TIME | NO                   | BEHIND   | LAP TIME | NO                    | BEHIND   | LAP TIME |
| 11                   |        | 1:19.585 | 11                   |        | 1:20.146 | 11                   |          | 1:20.765 | 11                   |          | 1:19.732 | 11                    |          | 1:19.836 |
| 47                   | 5.918  | 1:20.439 | 47                   | 6.254  | 1:20.482 | 47                   | 5.878    | 1:20.389 | 47                   | 7.007    | 1:20.861 | 47                    | 7.637    | 1:20.466 |
| 65                   | 8.663  | 1:20.537 | 65                   | 9.188  | 1:20.671 | 65                   | 9.749    | 1:21.326 | 65                   | 10.707   | 1:20.690 | 65                    | 11.445   | 1:20.574 |
| 55                   | 10.509 | 1:20.949 | 8                    | 23.471 | 1:23.046 | 55                   | 25.919   | 1:22.107 | 20                   | 32.669   | 1:24.462 | 88                    | 37.571   | 1:23.968 |
| 20                   | 19.293 | 1:22.569 | 55                   | 24.577 | 1:34.214 | 8                    | 26.040   | 1:23.334 | 63                   | 33.167   | 1:26.241 | 20                    | 37.728   | 1:24.895 |
| 8                    | 20.571 | 1:22.404 | 20                   | 24.752 | 1:25.605 | 63                   | 26.658   | 1:22.610 | 88                   | 33.439   | 1:24.162 | 8                     | 41.822   | 1:22.994 |
| 63                   | 20.855 | 1:23.658 | 63                   | 24.813 | 1:24.104 | 20                   | 27.939   | 1:23.952 | 8                    | 38.664   | 1:32.356 | 63                    | 41.937   | 1:28.606 |
| 88                   | 24.495 | 1:23.460 | 88                   | 27.868 | 1:23.519 | 88                   | 29.009   | 1:21.906 | 55                   | 45.653   | 1:39.466 | 55                    | 48.183   | 1:22.366 |
| 10                   | 36.971 | 1:27.332 | 10                   | 43.660 | 1:26.835 | 32                   | 49.218   | 1:25.732 | 32                   | 54.549   | 1:25.063 | 32                    | 59.864   | 1:25.151 |
| 32                   | 38.590 | 1:25.805 | 32                   | 44.251 | 1:25.807 | 10                   | 50.631   | 1:27.736 | 10                   | 55.727   | 1:24.828 | 10                    | 1:01.156 | 1:25.265 |
| 53                   | 50.355 | 1:27.743 | 53                   | 57.653 | 1:27.444 | 53                   | 1:07.691 | 1:30.803 | 53                   | 1:16.217 | 1:28.258 |                       |          |          |

Weather / Track : Sunny / Dry

Results can be found at [www.tsl-timing.com](http://www.tsl-timing.com)

Page 2 of 3

Donington Park National  
 Circuit Length = 1.9790 miles  
 Start: 17:12 Flag 17:32 End: 17:34

Printed - 17:37 Saturday, 21 September 2019

# MSVR Elise Trophy

## RACE 7 - LAP CHART

| LAP 11 @ 17:27:07.332 |          |          | LAP 12 @ 17:28:27.377 |          |          | LAP 13 @ 17:29:47.309 |          |            | LAP 14 @ 17:31:07.578 |          |          | LAP 15 @ 17:32:27.106 |          |          |
|-----------------------|----------|----------|-----------------------|----------|----------|-----------------------|----------|------------|-----------------------|----------|----------|-----------------------|----------|----------|
| NO                    | BEHIND   | LAP TIME | NO                    | BEHIND   | LAP TIME | NO                    | BEHIND   | LAP TIME   | NO                    | BEHIND   | LAP TIME | NO                    | BEHIND   | LAP TIME |
| 11                    |          | 1:20.765 | 11                    |          | 1:20.045 | 11                    |          | 1:19.932   | 11                    |          | 1:20.269 | 11                    |          | 1:19.528 |
| 53                    | 1 Lap    | 1:28.317 | 47                    | 8.506    | 1:21.149 | 47                    | 8.990    | 1:20.416   | 47                    | 9.370    | 1:20.649 | 10                    | 1 Lap    | 1:25.534 |
| 47                    | 7.402    | 1:20.530 | 65                    | 11.198   | 1:20.487 | 65                    | 11.645   | 1:20.379   | 65                    | 13.644   | 1:22.268 | 47                    | 11.528   | 1:21.686 |
| 65                    | 10.756   | 1:20.076 | 53                    | 1 Lap    | 1:29.928 | 53                    | 1 Lap    | 1:29.375   | 53                    | 1 Lap    | 1:31.512 | 65                    | 14.818   | 1:20.702 |
| 88                    | 39.584   | 1:22.778 | 88                    | 42.508   | 1:22.969 | 8                     | 47.864   | 1:24.705   | 88                    | 50.671   | 1:23.048 | 53                    | 1 Lap    | 1:30.913 |
| 20                    | 40.044   | 1:23.081 | 8                     | 43.091   | 1:21.124 | 88                    | 47.892   | 1:25.316   | 55                    | 52.782   | 1:21.503 | 88                    | 54.042   | 1:22.899 |
| 8                     | 42.012   | 1:20.955 | 20                    | 44.347   | 1:24.348 | 55                    | 51.548   | 1:21.782   | 32                    | 1:18.204 | 1:24.584 | 55                    | 1:07.105 | 1:33.851 |
| 63                    | 44.154   | 1:22.982 | 63                    | 46.149   | 1:22.040 | 63                    | 57.600   | 1:31.383 P |                       |          |          |                       |          |          |
| 55                    | 48.443   | 1:21.025 | 55                    | 49.698   | 1:21.300 | 32                    | 1:13.889 | 1:25.076   |                       |          |          |                       |          |          |
| 32                    | 1:03.766 | 1:24.667 | 32                    | 1:08.745 | 1:25.024 | 10                    | 1:16.490 | 1:25.458   |                       |          |          |                       |          |          |
| 10                    | 1:05.885 | 1:25.494 | 10                    | 1:10.964 | 1:25.124 |                       |          |            |                       |          |          |                       |          |          |

Weather / Track : Sunny / Dry

Results can be found at [www.tsl-timing.com](http://www.tsl-timing.com)

Page 3 of 3

Donington Park National  
 Circuit Length = 1.9790 miles  
 Start: 17:12 Flag 17:32 End: 17:34

Printed - 17:37 Saturday, 21 September 2019

# MSVR Elise Trophy

## RACE 7 - POSITION CHART

| No | Name     | Lap<br>Pos | Lap |    |    |    |    |    |    |    |    |    |    |    |    |    |    |    |
|----|----------|------------|-----|----|----|----|----|----|----|----|----|----|----|----|----|----|----|----|
|    |          |            | 1   | 2  | 3  | 4  | 5  | 6  | 7  | 8  | 9  | 10 | 11 | 12 | 13 | 14 | 15 |    |
| 53 | MAYHEW   | 1          | 11  | 11 | 11 | 11 | 11 | 11 | 11 | 11 | 11 | 11 | 11 | 11 | 11 | 11 | 11 |    |
| 32 | RAYNER   | 2          | 55  | 47 | 47 | 47 | 47 | 47 | 47 | 47 | 47 | 47 | 47 | 47 | 47 | 47 | 47 |    |
| 63 | BAKER    | 3          | 47  | 55 | 65 | 65 | 65 | 65 | 65 | 65 | 65 | 65 | 65 | 65 | 65 | 65 | 65 |    |
| 20 | REECE    | 4          | 20  | 65 | 55 | 55 | 55 | 55 | 55 | 8  | 55 | 20 | 88 | 88 | 88 | 8  | 88 | 88 |
| 10 | STRACEY  | 5          | 65  | 20 | 20 | 20 | 20 | 20 | 20 | 55 | 8  | 63 | 20 | 20 | 8  | 88 | 55 | 55 |
| 55 | WALSH    | 6          | 63  | 63 | 63 | 63 | 63 | 63 | 8  | 20 | 63 | 88 | 8  | 8  | 20 | 55 | 32 |    |
| 88 | WOOTTON  | 7          | 88  | 88 | 88 | 8  | 8  | 63 | 63 | 20 | 8  | 63 | 63 | 63 | 63 | 63 | 10 |    |
| 8  | ATHERTON | 8          | 10  | 10 | 8  | 88 | 88 | 88 | 88 | 88 | 88 | 55 | 55 | 55 | 55 | 32 | 53 |    |
| 65 | LAMASTER | 9          | 32  | 8  | 10 | 10 | 10 | 10 | 10 | 10 | 32 | 32 | 32 | 32 | 32 | 10 |    |    |
| 11 | MCINULTY | 10         | 53  | 32 | 32 | 32 | 32 | 32 | 32 | 10 | 10 | 10 | 10 | 10 | 10 | 53 |    |    |
| 47 | BALL     | 11         | 8   | 53 | 53 | 53 | 53 | 53 | 53 | 53 | 53 | 53 | 53 | 53 | 53 |    |    |    |

Weather / Track : Sunny / Dry

Results can be found at [www.tsl-timing.com](http://www.tsl-timing.com)

Donington Park National  
 Circuit Length = 1.9790 miles  
 Start: 17:12 Flag 17:32 End: 17:34

Printed - 17:36 Saturday, 21 September 2019

# MSVR Elise Trophy

## RACE 7 - STATISTICS

**Competitors Started** 11  
**Planned Start** 2019-09-21 @ 17:15:00.000  
**Actual Start** 2019-09-21 @ 17:12:20.995  
**Finish Time** 2019-09-21 @ 17:32:26.108  
**Track Length** 1.9790mi.  
**Total Laps** 155  
**Total Distance Covered** 306.7554mi.

### Session Fastest Lap History

| NO | CL | NAME           | LAP TIME | TIME OF DAY  | LAP | VEHICLE        |
|----|----|----------------|----------|--------------|-----|----------------|
| 11 | FI | Jason MCINULTY | 1:20.061 | 17:15:06.605 | 2   | Lotus S3 Cup R |
| 11 | FI | Jason MCINULTY | 1:19.934 | 17:17:46.724 | 4   | Lotus S3 Cup R |
| 11 | FI | Jason MCINULTY | 1:19.802 | 17:19:06.525 | 5   | Lotus S3 Cup R |
| 11 | FI | Jason MCINULTY | 1:19.585 | 17:20:26.110 | 6   | Lotus S3 Cup R |
| 11 | FI | Jason MCINULTY | 1:19.528 | 17:32:27.128 | 15  | Lotus S3 Cup R |

### Session Leader History

| NO | CL | NAME           | FROM LAP | LAPS LED | DISTANCE    | VEHICLE        |
|----|----|----------------|----------|----------|-------------|----------------|
| 11 | FI | Jason MCINULTY | 1        | 15       | 29.64 miles | Lotus S3 Cup R |

### Flag History

| TYPE   | TIME OF DAY  |
|--------|--------------|
| GREEN  | 17:12:20.995 |
| FINISH | 17:32:26.108 |

### Flag Statistics

| TYPE       | COUNT | TOTAL LAPS | TOTAL TIME |
|------------|-------|------------|------------|
| Green      | 1     | 15         | 21:47.580  |
| Red        | 0     | 0          | 0.000      |
| Safety Car | 0     | 0          | 0.000      |
| FCY        | 0     | 0          | 0.000      |

Weather / Track : Sunny / Dry

These results are provisional until the conclusion of any judicial and technical matters.

Donington Park National  
Circuit Length = 1.9790 miles  
Start: 17:12 Flag 17:32 End: 17:34

|                   |              |
|-------------------|--------------|
| Clerk Of Course : | Timekeeper : |
|-------------------|--------------|

**MSVR Elise Trophy**  
**RACE 7 - STATISTICS**

**CLASS : NA**

**9 Starters**

**Fastest Lap History**

| NO | NAME          | LAP TIME | TIME OF DAY  | LAP | VEHICLE          |
|----|---------------|----------|--------------|-----|------------------|
| 47 | Alex BALL     | 1:20.874 | 17:15:09.595 | 2   | Lotus Elise      |
| 65 | John LAMASTER | 1:20.740 | 17:15:10.948 | 2   | Lotus Elise 135R |
| 47 | Alex BALL     | 1:20.642 | 17:17:51.009 | 4   | Lotus Elise      |
| 47 | Alex BALL     | 1:20.561 | 17:19:11.570 | 5   | Lotus Elise      |
| 47 | Alex BALL     | 1:20.439 | 17:20:32.008 | 6   | Lotus Elise      |
| 47 | Alex BALL     | 1:20.389 | 17:23:12.878 | 8   | Lotus Elise      |
| 65 | John LAMASTER | 1:20.076 | 17:27:18.095 | 11  | Lotus Elise 135R |

**Leader History**

| NO | NAME        | FROM LAP | LAPS LED | DISTANCE    | VEHICLE     |
|----|-------------|----------|----------|-------------|-------------|
| 55 | Simon WALSH | 1        | 1        | 1.94 miles  | Lotus Elise |
| 47 | Alex BALL   | 2        | 14       | 27.70 miles | Lotus Elise |

**Weather / Track : Sunny / Dry**

**These results are provisional until the conclusion of any judicial and technical matters.**

Donington Park National  
Circuit Length = 1.9790 miles  
Start: 17:12 Flag 17:32 End: 17:34

|                   |  |              |
|-------------------|--|--------------|
| Clerk Of Course : |  | Timekeeper : |
|-------------------|--|--------------|

**MSVR Elise Trophy**  
**RACE 7 - STATISTICS**

**CLASS : FI**

**2 Starters**

**Fastest Lap History**

| NO | NAME           | LAP TIME        | TIME OF DAY  | LAP | VEHICLE        |
|----|----------------|-----------------|--------------|-----|----------------|
| 11 | Jason MCINULTY | <b>1:20.061</b> | 17:15:06.605 | 2   | Lotus S3 Cup R |
| 11 | Jason MCINULTY | <b>1:19.934</b> | 17:17:46.724 | 4   | Lotus S3 Cup R |
| 11 | Jason MCINULTY | <b>1:19.802</b> | 17:19:06.525 | 5   | Lotus S3 Cup R |
| 11 | Jason MCINULTY | <b>1:19.585</b> | 17:20:26.110 | 6   | Lotus S3 Cup R |
| 11 | Jason MCINULTY | <b>1:19.528</b> | 17:32:27.128 | 15  | Lotus S3 Cup R |

**Leader History**

| NO | NAME           | FROM LAP | LAPS LED | DISTANCE    | VEHICLE        |
|----|----------------|----------|----------|-------------|----------------|
| 11 | Jason MCINULTY | 1        | 15       | 29.64 miles | Lotus S3 Cup R |

**Weather / Track : Sunny / Dry**

**These results are provisional until the conclusion of any judicial and technical matters.**

Donington Park National  
Circuit Length = 1.9790 miles  
Start: 17:12 Flag 17:32 End: 17:34

|                   |  |              |
|-------------------|--|--------------|
| Clerk Of Course : |  | Timekeeper : |
|-------------------|--|--------------|