

MSVR
MOTORSPORT VISION RACING

MSVR
MOTORSPORT VISION RACING



ELISE TROPHY

ELISE TROPHY

Snetterton 300 Circuit

28th July 2019



SPORTS TIMING

TIMING SOLUTIONS LTD

Results Provided by Timing Solutions Ltd

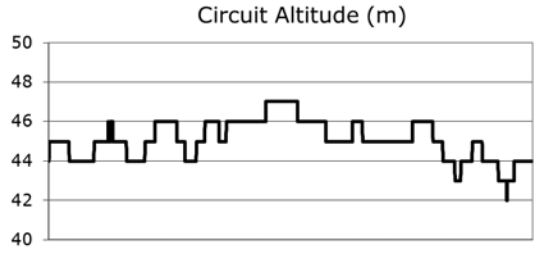
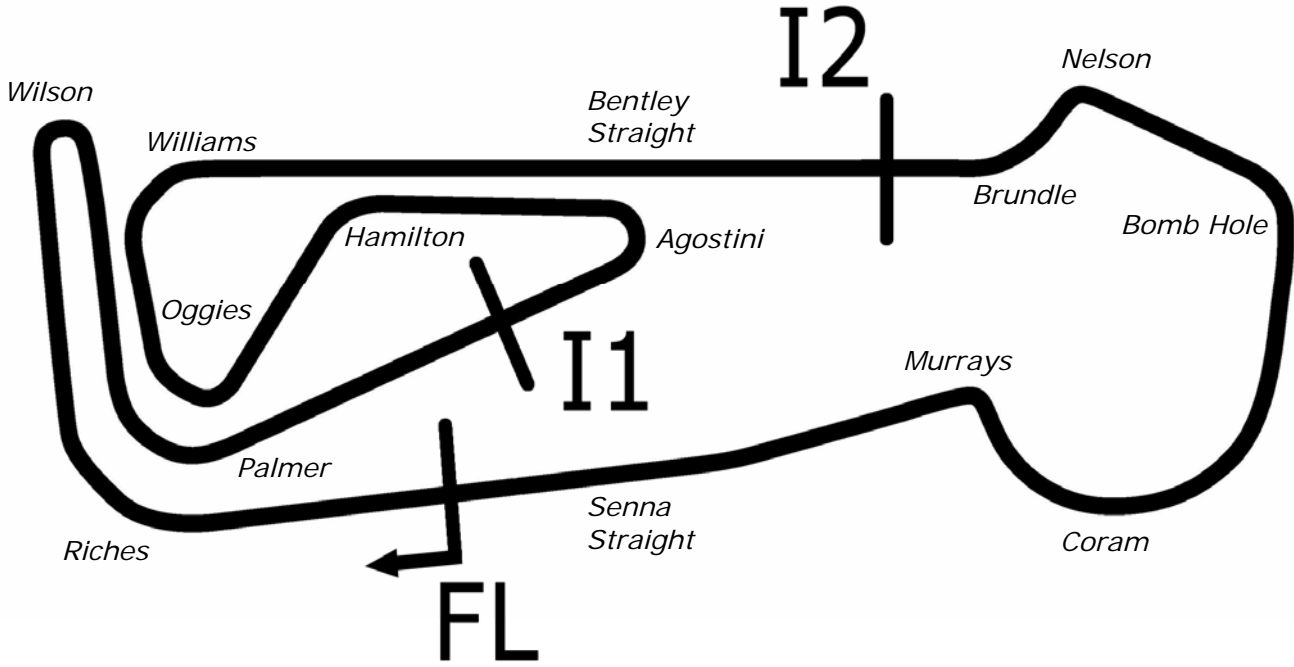
www.tsl-timing.com

Snetterton 300



SPORTS TIMING

TIMING SOLUTIONS LTD



Length	2.9689 miles	4778.0 m	
FL		52.46340 N	0.94476 E
I1	1545m	52.46487 N	0.94466 E
I2	3198m	52.46617 N	0.94964 E
Pit Entry	4572m	52.46364 N	0.94774 E
Pit Exit	40m after FL	52.46338 N	0.94420 E
Pit Entry–Pit Exit 246m, 14.7s @60kph, 11.0s @80kph			

All results available at www.tsl-timing.com

MSVR Elise Trophy

QUALIFYING - RACE 16 - CLASSIFICATION

POS	NO	CL	PIC NAME	ENTRY	TIME	ON	LAPS	GAP	DIFF	MPH
1	47	NA	1 Alex BALL	Lotus Elise	2:37.689	7	8			67.77
2	65	NA	2 John LAMASTER	Lotus Elise 135R	2:40.951	8	8	3.262	3.262	66.40
3	11	FI	1 Jason MCINULTY	Lotus S3 Cup R	2:41.149	7	7	3.460	0.198	66.32
4	26	NA	3 Mark RICHARDSON	Lotus Elise S1	2:44.918	7	7	7.229	3.769	64.80
5	2	FI	2 Chris MARKS	Lotus Elise Cup R	2:46.983	7	7	9.294	2.065	64.00
6	63	NA	4 Paul BAKER	Lotus Elise	2:47.635	7	7	9.946	0.652	63.75
7	10	FI	3 Tim STRACEY	LOTUS ELISE S3	2:48.759	6	7	11.070	1.124	63.33
8	8	NA	5 John ATHERTON	Lotus Elise S1	2:48.783	6	7	11.094	0.024	63.32
9	7	NA	6 Barry STRONG	Lotus Elise	2:49.473	6	7	11.784	0.690	63.06
10	55	NA	7 Simon WALSH	Lotus Elise	2:51.354	6	6	13.665	1.881	62.37
11	88	NA	8 Adrian WOOTTON	Lotus Exige	2:51.555	5	7	13.866	0.201	62.30
12	58	NA	9 Mark BITHERY	Lotus Elise	2:58.211	7	7	20.522	6.656	59.97
13	99	NA	10 Gregory SPAENJAERS	Lotus Elise R	3:12.103	2	4	34.414	13.892	55.63
14	32	NA	11 Mike RAYNER	Elise S1	3:12.245	2	2	34.556	0.142	55.59

Weather / Track : Bright / Dry

These results are provisional until the conclusion of any judicial and technical matters.

Snetterton 300

Circuit Length = 2.9689 miles

Start: 11:18 Flag 11:38 End: 11:41

Clerk Of Course :	Steward :	Timekeeper :
-------------------	-----------	--------------

MSVR Elise Trophy

QUALIFYING - RACE 16 - BEST SECTORS

SECTOR 1			SECTOR 2			SECTOR 3			IDEAL / BEST COMPARISON						
POS	NO	NAME	TIME	NO	NAME	TIME	NO	NAME	TIME	POS	NO	NAME	IDEAL	BEST	DIFF
													PERFECT LAP	2:37.353	
1	47	BALL	48.944	47	BALL	55.517	47	BALL	52.892	1	47	BALL	2:37.353	2:37.689	0.336
2	11	MCINULTY	50.299	11	MCINULTY	56.824	65	LAMASTER	53.271	2	65	LAMASTER	2:40.722	2:40.951	0.229
3	65	LAMASTER	50.607	65	LAMASTER	56.844	11	MCINULTY	53.824	3	11	MCINULTY	2:40.947	2:41.149	0.202
4	2	MARKS	51.259	26	RICHARDSON	58.148	26	RICHARDSON	55.053	4	26	RICHARDSON	2:44.918	2:44.918	0.000
5	26	RICHARDSON	51.717	2	MARKS	58.719	63	BAKER	55.721	5	2	MARKS	2:46.689	2:46.983	0.294
6	10	STRACEY	52.144	63	BAKER	58.968	2	MARKS	56.711	6	63	BAKER	2:47.224	2:47.635	0.411
7	8	ATHERTON	52.175	8	ATHERTON	59.215	7	STRONG	56.790	7	8	ATHERTON	2:48.356	2:48.783	0.427
8	63	BAKER	52.535	7	STRONG	59.247	10	STRACEY	56.921	8	10	STRACEY	2:48.443	2:48.759	0.316
9	7	STRONG	53.091	10	STRACEY	59.378	8	ATHERTON	56.966	9	7	STRONG	2:49.128	2:49.473	0.345
10	88	WOOTTON	53.162	55	WALSH	59.948	55	WALSH	57.962	10	88	WOOTTON	2:51.157	2:51.555	0.398
11	55	WALSH	53.444	88	WOOTTON	59.955	88	WOOTTON	58.040	11	55	WALSH	2:51.354	2:51.354	0.000
12	58	BITHERY	56.270	58	BITHERY	1:02.219	58	BITHERY	59.722	12	58	BITHERY	2:58.211	2:58.211	0.000
13	99	SPAENJAERS	1:00.187	99	SPAENJAERS	1:05.880	32	RAYNER	1:05.012	13	99	SPAENJAERS	3:12.052	3:12.103	0.051
14	32	RAYNER	1:01.283	32	RAYNER	1:05.950	99	SPAENJAERS	1:05.985	14	32	RAYNER	3:12.245	3:12.245	0.000

Weather / Track : Cloudy / Damp

Results can be found at www.tsl-timing.com

Snetterton 300
 Circuit Length = 2.9689 miles
 Start: 11:18 Flag 11:38 End: 11:41

Printed - 11:50 Sunday, 28 July 2019

MSVR Elise Trophy

QUALIFYING - RACE 16 - BEST SPEEDS

POS	INTERMEDIATE 1			INTERMEDIATE 2			FINISH LINE		
	NO	NAME	MPH	NO	NAME	MPH	NO	NAME	MPH
1	47	BALL	98.6	11	MCINULTY	116.1	11	MCINULTY	106.0
2	11	MCINULTY	97.9	47	BALL	115.3	2	MARKS	105.6
3	2	MARKS	97.8	55	WALSH	115.3	8	ATHERTON	105.3
4	10	STRACEY	95.5	26	RICHARDSON	113.5	10	STRACEY	105.0
5	88	WOOTTON	94.2	88	WOOTTON	112.7	65	LAMASTER	104.2
6	26	RICHARDSON	93.9	65	LAMASTER	111.2	7	STRONG	104.2
7	8	ATHERTON	93.3	7	STRONG	111.2	47	BALL	103.7
8	65	LAMASTER	92.4	10	STRACEY	110.9	88	WOOTTON	103.7
9	55	WALSH	92.3	2	MARKS	109.1	32	RAYNER	103.5
10	7	STRONG	90.6	63	BAKER	109.1	58	BITHERY	103.2
11	63	BAKER	90.0	8	ATHERTON	108.7	55	WALSH	102.9
12	58	BITHERY	82.2	58	BITHERY	106.8	26	RICHARDSON	102.7
13	99	SPAENJAERS	78.5	99	SPAENJAERS	92.4	63	BAKER	100.9
14	32	RAYNER	72.4	32	RAYNER	82.1	99	SPAENJAERS	98.2

Weather / Track : Cloudy / Damp

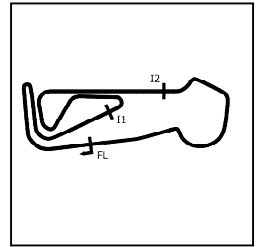
Results can be found at www.tsl-timing.com

Snetterton 300
Circuit Length = 2.9689 miles
Start: 11:18 Flag 11:38 End: 11:41

Printed - 11:50 Sunday, 28 July 2019

MSVR Elise Trophy

QUALIFYING - RACE 16 - SECTOR ANALYSIS



SECTOR 1 = FL to I1, SECTOR 2 = I1 to I2, SECTOR 3 = I2 to FL, DIFF = Difference To Personal Best Lap, P = Crossed Finish Line in Pit Lane, D = Time Disallowed

P1		47 NA		Alex BALL		Lotus Elise				
IDEAL LAP TIME : 2:37.353		BEST LAP TIME : 2:37.689		DIFFERENCE : 0.336						
LAP	SECTOR 1	SECTOR 2		SECTOR 3		LAP TIME	MPH	DIFF	TIME OF DAY	
1 -	OUTLAP	70.9	1:00.691	109.4	56.233	101.0	2:55.548	60.88	17.859	11:21:42.440
2 -	52.031	88.3	57.342	108.7	55.283	102.9	2:44.656	64.91	6.967	11:24:27.096
3 -	51.191	89.9	57.082	114.3	55.177	102.9	2:43.450	65.39	5.761	11:27:10.546
4 -	51.664	87.6	56.886	111.6	55.010	103.4	2:43.560	65.34	5.871	11:29:54.106
5 -	49.833	93.8	55.903	113.7	54.393	103.4	2:40.129 (3)	66.74	2.440	11:32:34.235
6 -	51.653	84.6	57.430	115.3	53.723	101.8	2:42.806	65.64	5.117	11:35:17.041
7 -	49.280	98.6	55.517	114.7	52.892	103.2	2:37.689 (1)	67.77		11:37:54.730
8 -	48.944	96.5	55.862	115.3	53.395	103.7	2:38.201 (2)	67.56	0.512	11:40:32.931

P2		65 NA		John LAMASTER		Lotus Elise 135R				
IDEAL LAP TIME : 2:40.722		BEST LAP TIME : 2:40.951		DIFFERENCE : 0.229						
LAP	SECTOR 1	SECTOR 2		SECTOR 3		LAP TIME	MPH	DIFF	TIME OF DAY	
1 -	OUTLAP	78.7	1:00.946	104.5	56.500	103.2	2:58.077	60.01	17.126	11:21:45.878
2 -	52.295	84.4	58.938	103.7	55.923	102.6	2:47.156	63.94	6.205	11:24:33.034
3 -	52.372	92.4	58.443	100.9	55.024	103.8	2:45.839	64.44	4.888	11:27:18.873
4 -	51.144	91.1	57.489	103.5	54.867	103.7	2:43.500 (3)	65.37	2.549	11:30:02.373
5 -	51.540	86.2	57.429	108.0	54.541	103.8	2:43.510	65.36	2.559	11:32:45.883
6 -	52.859	85.7	57.340	107.3	54.433	104.2	2:44.632	64.92	3.681	11:35:30.515
7 -	51.170	86.5	56.844	102.2	54.660	103.8	2:42.674 (2)	65.70	1.723	11:38:13.189
8 -	50.607	87.4	57.073	111.2	53.271	104.0	2:40.951 (1)	66.40		11:40:54.140

P3		11 FI		Jason MCINULTY		Lotus S3 Cup R				
IDEAL LAP TIME : 2:40.947		BEST LAP TIME : 2:41.149		DIFFERENCE : 0.202						
LAP	SECTOR 1	SECTOR 2		SECTOR 3		LAP TIME	MPH	DIFF	TIME OF DAY	
1 -	OUTLAP	70.1	1:03.544	104.3	59.717	106.0	3:03.638	58.20	22.489	11:22:08.190
2 -	1:07.648	89.8	1:02.860	114.5	56.532	105.1	3:07.040	57.14	25.891	11:25:15.230
3 -	53.829	93.7	58.984	115.7	56.514	104.8	2:49.327	63.12	8.178	11:28:04.557
4 -	51.851	97.9	58.419	115.9	55.267	105.1	2:45.537	64.56	4.388	11:30:50.094
5 -	51.216	95.7	57.634	115.3	54.601	105.1	2:43.451 (3)	65.39	2.302	11:33:33.545
6 -	50.299	95.7	58.038	114.1	54.642	105.0	2:42.979 (2)	65.57	1.830	11:36:16.524
7 -	50.501	97.9	56.824	116.1	53.824	105.6	2:41.149 (1)	66.32		11:38:57.673

P4		26 NA		Mark RICHARDSON		Lotus Elise S1				
IDEAL LAP TIME : 2:44.918		BEST LAP TIME : 2:44.918		DIFFERENCE : 0.000						
LAP	SECTOR 1	SECTOR 2		SECTOR 3		LAP TIME	MPH	DIFF	TIME OF DAY	
1 -	OUTLAP	73.9	1:04.469	90.0	1:01.043	100.6	3:06.059	57.44	21.141	11:22:00.121
2 -	54.767	89.3	1:00.939	107.8	57.881	102.2	2:53.587	61.57	8.669	11:24:53.708
3 -	53.313	88.8	1:00.022	111.2	56.921	101.9	2:50.256	62.77	5.338	11:27:43.964
4 -	51.876	93.9	58.926	113.5	56.316	102.1	2:47.118	63.95	2.200	11:30:31.082
5 -	52.140	87.7	58.372	112.4	55.766	101.8	2:46.278 (2)	64.27	1.360	11:33:17.360
6 -	52.268	91.0	58.284	112.5	55.984	101.0	2:46.536 (3)	64.17	1.618	11:36:03.896
7 -	51.717	93.8	58.148	111.4	55.053	102.7	2:44.918 (1)	64.80		11:38:48.814

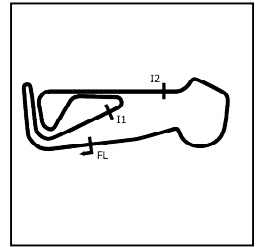
P5		2 FI		Chris MARKS		Lotus Elise Cup R				
IDEAL LAP TIME : 2:46.689		BEST LAP TIME : 2:46.983		DIFFERENCE : 0.294						
LAP	SECTOR 1	SECTOR 2		SECTOR 3		LAP TIME	MPH	DIFF	TIME OF DAY	
1 -	OUTLAP	81.1	1:00.928	101.5	57.802	105.0	2:58.650	59.82	11.667	11:21:48.020
2 -	52.688	95.7	59.174	107.2	57.537	105.3	2:49.399 (3)	63.09	2.416	11:24:37.419
3 -	52.880	91.1	1:00.260	109.1	57.542	104.6	2:50.682	62.61	3.699	11:27:28.101
4 -	52.832	91.6	1:00.219	105.5	57.875	104.8	2:50.926	62.53	3.943	11:30:19.027
5 -	1:05.773	91.5	59.173	105.6	56.711	105.3	3:01.657	58.83	14.674	11:33:20.684
6 -	51.746	91.8	58.719	102.7	57.098	105.6	2:47.563 (2)	63.78	0.580	11:36:08.247
7 -	51.259	97.8	58.754	106.8	56.970	97.8	2:46.983 (1)	64.00		11:38:55.230

Weather / Track : Cloudy / Damp

Snetterton 300
Circuit Length = 2.9689 miles
Start: 11:18 Flag 11:38 End: 11:41

MSVR Elise Trophy

QUALIFYING - RACE 16 - SECTOR ANALYSIS



SECTOR 1 = FL to I1, SECTOR 2 = I1 to I2, SECTOR 3 = I2 to FL, DIFF = Difference To Personal Best Lap, P = Crossed Finish Line in Pit Lane, D = Time Disallowed

P6		63 NA		Paul BAKER		Lotus Elise				
IDEAL LAP TIME : 2:47.224		BEST LAP TIME : 2:47.635		DIFFERENCE : 0.411						
LAP	SECTOR 1	SECTOR 2		SECTOR 3		LAP TIME	MPH	DIFF	TIME OF DAY	
1 -	OUTLAP	83.7	1:01.435	97.2	58.809	97.6	3:00.969	59.06	13.334	11:21:53.555
2 -	59.627	75.0	1:01.620	101.3	58.755	91.0	3:00.002	59.37	12.367	11:24:53.557
3 -	55.337	85.9	1:02.068	103.4	58.374	99.1	2:55.779	60.80	8.144	11:27:49.336
4 -	54.754	87.7	1:00.204	103.5	57.312	100.1	2:52.270	62.04	4.635	11:30:41.606
5 -	53.701	89.9	59.252	104.8	56.400	100.7	2:49.353 (3)	63.11	1.718	11:33:30.959
6 -	54.093	88.7	59.968	109.1	55.757	98.3	2:48.818 (2)	63.31	1.183	11:36:19.777
7 -	52.535	90.0	59.379	108.7	55.721	100.9	2:47.635 (1)	63.75		11:39:07.412

P7		10 FI		Tim STRACEY		LOTUS ELISE S3				
IDEAL LAP TIME : 2:48.443		BEST LAP TIME : 2:48.759		DIFFERENCE : 0.316						
LAP	SECTOR 1	SECTOR 2		SECTOR 3		LAP TIME	MPH	DIFF	TIME OF DAY	
1 -	OUTLAP	74.3	1:03.782	89.8	1:04.011	102.1	3:08.544	56.68	19.785	11:22:08.387
2 -	56.009	91.0	1:00.666	103.2	1:00.194	104.5	2:56.869	60.42	8.110	11:25:05.256
3 -	54.364	87.3	1:02.642	108.0	59.622	105.0	2:56.628	60.51	7.869	11:28:01.884
4 -	55.056	88.3	1:02.052	108.5	58.435	105.0	2:55.543	60.88	6.784	11:30:57.427
5 -	52.794	92.8	59.440	108.0	57.816	104.5	2:50.050 (2)	62.85	1.291	11:33:47.477
6 -	52.460	95.5	59.378	110.9	56.921	104.8	2:48.759 (1)	63.33		11:36:36.236
7 -	52.144	88.6	1:00.114	106.8	57.821	101.6	2:50.079 (3)	62.84	1.320	11:39:26.315

P8		8 NA		John ATHERTON		Lotus Elise S1				
IDEAL LAP TIME : 2:48.356		BEST LAP TIME : 2:48.783		DIFFERENCE : 0.427						
LAP	SECTOR 1	SECTOR 2		SECTOR 3		LAP TIME	MPH	DIFF	TIME OF DAY	
1 -	OUTLAP	73.6	1:06.137	78.6	1:02.848	102.6	3:10.663	56.05	21.880	11:22:13.229
2 -	58.315	84.9	1:01.354	94.3	1:00.689	104.5	3:00.358	59.26	11.575	11:25:13.587
3 -	56.433	83.7	1:02.441	95.0	1:05.050	104.2	3:03.924	58.11	15.141	11:28:17.511
4 -	53.456	90.6	1:01.102	107.0	58.006	105.3	2:52.564 (2)	61.93	3.781	11:31:10.075
5 -	54.722	93.3	59.821	107.3	58.308	103.2	2:52.851 (3)	61.83	4.068	11:34:02.926
6 -	52.602	89.3	59.215	108.7	56.966	105.0	2:48.783 (1)	63.32		11:36:51.709
7 -	52.175	90.5	1:17.361	98.8	57.866	98.1	3:07.402	57.03	18.619	11:39:59.111

P9		7 NA		Barry STRONG		Lotus Elise				
IDEAL LAP TIME : 2:49.128		BEST LAP TIME : 2:49.473		DIFFERENCE : 0.345						
LAP	SECTOR 1	SECTOR 2		SECTOR 3		LAP TIME	MPH	DIFF	TIME OF DAY	
1 -	OUTLAP	83.2	1:01.364	105.3	59.222	95.1	3:01.415	58.91	11.942	11:21:52.417
2 -	54.060	90.6	1:00.976	100.7	59.779	100.9	2:54.815	61.13	5.342	11:24:47.232
3 -	54.265	87.3	1:01.230	99.2	IN PIT		5:11.353 P	34.32	2:21.880	11:29:58.585
4 -	OUTLAP	86.0	1:00.235	111.2	56.790	104.2	2:54.731	61.16	5.258	11:32:53.316
5 -	55.118	79.7	1:00.982	96.8	57.779	103.7	2:53.879 (3)	61.46	4.406	11:35:47.195
6 -	53.091	86.9	59.247	109.1	57.135	104.2	2:49.473 (1)	63.06		11:38:36.668
7 -	53.645	89.0	59.383	107.0	56.866	99.4	2:49.894 (2)	62.91	0.421	11:41:26.562

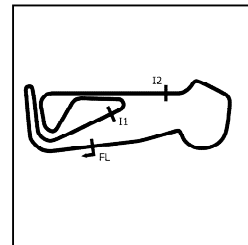
P10		55 NA		Simon WALSH		Lotus Elise				
IDEAL LAP TIME : 2:51.354		BEST LAP TIME : 2:51.354		DIFFERENCE : 0.000						
LAP	SECTOR 1	SECTOR 2		SECTOR 3		LAP TIME	MPH	DIFF	TIME OF DAY	
1 -	OUTLAP	79.0	1:04.403	91.5	1:03.833	96.5	3:09.601	56.37	18.247	11:22:07.480
2 -	58.736	88.6	1:03.161	102.1	1:02.855	100.7	3:04.752	57.85	13.398	11:25:12.232
3 -	57.138	81.9	1:02.151	104.2	1:00.564	100.3	2:59.853 (3)	59.42	8.499	11:28:12.085
4 -	54.700	91.5	1:14.347	101.3	1:00.871	102.1	3:09.918	56.27	18.564	11:31:22.003
5 -	54.570	88.5	1:01.801	106.3	59.482	102.2	2:55.853 (2)	60.77	4.499	11:34:17.856
6 -	53.444	92.3	59.948	115.3	57.962	102.9	2:51.354 (1)	62.37		11:37:09.210

Weather / Track : Cloudy / Damp

Snetterton 300
Circuit Length = 2.9689 miles
Start: 11:18 Flag 11:38 End: 11:41

MSVR Elise Trophy

QUALIFYING - RACE 16 - SECTOR ANALYSIS



SECTOR 1 = FL to I1, SECTOR 2 = I1 to I2, SECTOR 3 = I2 to FL, DIFF = Difference To Personal Best Lap, P = Crossed Finish Line in Pit Lane, D = Time Disallowed

P11 88 NA		Adrian WOOTTON		Lotus Exige						
IDEAL LAP TIME : 2:51.157		BEST LAP TIME : 2:51.555		DIFFERENCE : 0.398						
LAP	SECTOR 1	SECTOR 2	SECTOR 3	LAP TIME	MPH	DIFF	TIME OF DAY			
1 -	OUTLAP	85.2	1:12.921	65.5	1:05.522	64.7	3:20.288	53.36	28.733	11:22:27.034
2 -	56.805	90.9	1:01.160	94.9	1:00.404	102.9	2:58.369	59.92	6.814	11:25:25.403
3 -	54.709	82.7	1:02.189	110.5	58.842	103.2	2:55.740	60.81	4.185	11:28:21.143
4 -	53.162	91.3	1:01.089	109.6	58.213	102.7	2:52.464 (3)	61.97	0.909	11:31:13.607
5 -	53.448	94.1	1:00.067	109.4	58.040	103.7	2:51.555 (1)	62.30		11:34:05.162
6 -	53.183	88.7	59.955	109.6	1:00.352	100.6	2:53.490	61.60	1.935	11:36:58.652
7 -	53.751	94.2	1:00.400	112.7	58.214	103.0	2:52.365 (2)	62.00	0.810	11:39:51.017

P12 58 NA		Mark BITHERY		Lotus Elise						
IDEAL LAP TIME : 2:58.211		BEST LAP TIME : 2:58.211		DIFFERENCE : 0.000						
LAP	SECTOR 1	SECTOR 2	SECTOR 3	LAP TIME	MPH	DIFF	TIME OF DAY			
1 -	OUTLAP	63.9	1:06.575	89.5	1:06.429	95.1	3:15.380	54.70	17.169	11:22:14.266
2 -	58.891	79.9	1:06.459	92.3	1:01.877	100.3	3:07.227	57.08	9.016	11:25:21.493
3 -	57.831	77.6	1:04.912	95.3	1:01.398	102.4	3:04.141	58.04	5.930	11:28:25.634
4 -	57.395	79.5	1:04.884	102.1	1:00.794	103.2	3:03.073	58.38	4.862	11:31:28.707
5 -	56.746	81.9	1:02.864	103.5	1:00.410	100.7	3:00.020 (3)	59.37	1.809	11:34:28.727
6 -	56.614	80.8	1:02.476	106.8	59.725	100.7	2:58.815 (2)	59.77	0.604	11:37:27.542
7 -	56.270	82.2	1:02.219	102.7	59.722	100.4	2:58.211 (1)	59.97		11:40:25.753

P13 99 NA		Gregory SPAENJAERS		Lotus Elise R						
IDEAL LAP TIME : 3:12.052		BEST LAP TIME : 3:12.103		DIFFERENCE : 0.051						
LAP	SECTOR 1	SECTOR 2	SECTOR 3	LAP TIME	MPH	DIFF	TIME OF DAY			
1 -	OUTLAP	66.0	1:09.158	82.4	1:08.184	81.4	3:23.931	52.41	11.828	11:22:33.477
2 -	1:00.238	78.5	1:05.880	86.7	1:05.985	98.2	3:12.103 (1)	55.63		11:25:45.580
3 -	1:02.657	75.3	1:08.731	85.2	1:07.493	95.1	3:18.881 (3)	53.74	6.778	11:29:04.461
4 -	1:00.187	68.5	1:07.686	84.9	1:07.473	88.4	3:15.346 (2)	54.71	3.243	11:32:19.807

P14 32 NA		Mike RAYNER		Elise S1						
IDEAL LAP TIME : 3:12.245		BEST LAP TIME : 3:12.245		DIFFERENCE : 0.000						
LAP	SECTOR 1	SECTOR 2	SECTOR 3	LAP TIME	MPH	DIFF	TIME OF DAY			
1 -	OUTLAP	70.6	1:07.945	74.4	1:10.070	98.3	3:19.693	53.52	7.448	11:22:15.154
2 -	1:01.283	72.4	1:05.950	82.1	1:05.012	103.5	3:12.245 (1)	55.59		11:25:27.399

MSVR Elise Trophy

QUALIFYING - RACE 16 - STATISTICS

Competitors Started 14
Planned Start 2019-07-28 @ 11:35:00.000
Actual Start 2019-07-28 @ 11:18:39.967
Finish Time 2019-07-28 @ 11:38:46.146
Track Length 2.9689mi.
Total Laps 91
Total Distance Covered 270.1709mi.

Session Fastest Lap History

NO	CL	NAME	LAP TIME	TIME OF DAY	LAP	VEHICLE
47	NA	Alex BALL	2:44.656	11:24:27.107	2	Lotus Elise
47	NA	Alex BALL	2:43.450	11:27:10.556	3	Lotus Elise
47	NA	Alex BALL	2:40.129	11:32:34.245	5	Lotus Elise
47	NA	Alex BALL	2:37.689	11:37:54.741	7	Lotus Elise

Flag History

TYPE	TIME OF DAY
GREEN	11:18:39.967
FINISH	11:38:46.146

Flag Statistics

TYPE	COUNT	TOTAL LAPS	TOTAL TIME
Green	1	8	22:58.563
Red	0	0	0.000
Safety Car	0	0	0.000
FCY	0	0	0.000

Weather / Track : Cloudy / Damp

These results are provisional until the conclusion of any judicial and technical matters.

Snetterton 300

Circuit Length = 2.9689 miles

Start: 11:18 Flag 11:38 End: 11:41

Clerk Of Course :

Timekeeper :

MSVR Elise Trophy

QUALIFYING - RACE 16 - STATISTICS

CLASS : FI

3 Starters

Fastest Lap History

NO	NAME	LAP TIME	TIME OF DAY	LAP	VEHICLE
2	Chris MARKS	2:49.399	11:24:37.426	2	Lotus Elise Cup R
11	Jason MCINULTY	2:49.327	11:28:04.557	3	Lotus S3 Cup R
11	Jason MCINULTY	2:45.537	11:30:50.125	4	Lotus S3 Cup R
11	Jason MCINULTY	2:43.451	11:33:33.576	5	Lotus S3 Cup R
11	Jason MCINULTY	2:42.979	11:36:16.555	6	Lotus S3 Cup R
11	Jason MCINULTY	2:41.149	11:38:57.704	7	Lotus S3 Cup R

Weather / Track : Cloudy / Damp

These results are provisional until the conclusion of any judicial and technical matters.

Snetterton 300

Circuit Length = 2.9689 miles

Start: 11:18 Flag 11:38 End: 11:41

Clerk Of Course :

Timekeeper :

MSVR Elise Trophy

QUALIFYING - RACE 16 - STATISTICS

CLASS : NA

11 Starters

Fastest Lap History

NO	NAME	LAP TIME	TIME OF DAY	LAP	VEHICLE
47	Alex BALL	2:44.656	11:24:27.107	2	Lotus Elise
47	Alex BALL	2:43.450	11:27:10.556	3	Lotus Elise
47	Alex BALL	2:40.129	11:32:34.245	5	Lotus Elise
47	Alex BALL	2:37.689	11:37:54.741	7	Lotus Elise

Weather / Track : Cloudy / Damp

These results are provisional until the conclusion of any judicial and technical matters.

Snetterton 300

Circuit Length = 2.9689 miles


Start: 11:18 Flag 11:38 End: 11:41

Clerk Of Course :

Timekeeper :

MSVR Elise Trophy

RACE 16 - GRID (20 minutes)

ROW 7	13	3:12.103 99 Gregory SPAENJAERS	14	3:12.245 32 Mike RAYNER
ROW 6	11	2:51.555 88 Adrian WOOTTON	12	2:58.211 58 Mark BITHERY
ROW 5	9	2:49.473 7 Barry STRONG	10	2:51.354 55 Simon WALSH
ROW 4	7	2:48.759 10 Tim STRACEY	8	2:48.783 8 John ATHERTON
ROW 3	5	2:46.983 2 Chris MARKS	6	2:47.635 63 Paul BAKER
ROW 2	3	2:41.149 11 Jason MCINULTY	4	2:44.918 26 Mark RICHARDSON
ROW 1	1	2:37.689 47 Alex BALL	2	2:40.951 65 John LAMASTER
Pole				
				


Snetterton 300
Circuit Length = 2.9689 miles

These results are provisional until the conclusion of any judicial and technical matters.

Clerk Of Course :	Steward :	Timekeeper :
-------------------	-----------	--------------

MSVR Elise Trophy

RACE 20 - GRID (20 minutes)

ROW 7	13	99 Gregory SPAENJAERS	14	32 Mike RAYNER
ROW 6	11	88 Adrian WOOTTON	12	58 Mark BITHERY
ROW 5	9	65 John LAMASTER	10	47 Alex BALL
ROW 4	7	26 Mark RICHARDSON	8	11 Jason MCINULTY
ROW 3	5	63 Paul BAKER	6	2 Chris MARKS
ROW 2	3	8 John ATHERTON	4	10 Tim TRACEY
ROW 1	1	55 Simon WALSH	2	7 Barry STRONG
Pole				
				

Snetterton 300
Circuit Length = 2.9689 miles

These results are provisional until the conclusion of any judicial and technical matters.

Clerk Of Course :	Steward :	Timekeeper :
-------------------	-----------	--------------

MSVR Elise Trophy

RACE 16 - CLASSIFICATION

POS	NO	CL	PIC NAME	ENTRY	LAPS	TIME	GAP	DIFF	MPH	BEST	ON
1	11	FI	1 Jason MCINULTY	Lotus S3 Cup R	8	20:51.775			68.30	2:32.147	8
2	47	NA	1 Alex BALL	Lotus Elise	8	20:53.519	1.744	1.744	68.21	2:31.622	8
3	65	NA	2 John LAMASTER	Lotus Elise 135R	8	21:12.405	20.630	18.886	67.19	2:36.284	4
4	26	NA	3 Mark RICHARDSON	Lotus Elise S1	8	21:16.164	24.389	3.759	67.00	2:34.729	8
5	63	NA	4 Paul BAKER	Lotus Elise	8	21:49.280	57.505	33.116	65.30	2:37.447	7
6	7	NA	5 Barry STRONG	Lotus Elise	8	21:53.098	1:01.323	3.818	65.11	2:38.064	8
7	55	NA	6 Simon WALSH	Lotus Elise	8	22:24.174	1:32.399	31.076	63.61	2:40.148	7
8	8	NA	7 John ATHERTON	Lotus Elise S1	8	22:32.938	1:41.163	8.764	63.19	2:39.081	7
9	10	FI	2 Tim STRACEY	LOTUS ELISE S3	8	22:33.290	1:41.515	0.352	63.18	2:43.786	8
10	88	NA	8 Adrian WOOTTON	Lotus Exige	8	22:33.952	1:42.177	0.662	63.15	2:39.507	8
11	58	NA	9 Mark BITHERY	Lotus Elise	8	22:45.074	1:53.299	11.122	62.63	2:44.633	7
12	32	NA	10 Mike RAYNER	Elise S1	7	21:03.419	1 Lap	1 Lap	59.21	2:53.552	6
13	99	NA	11 Gregory SPAENJAERS	Lotus Elise R	7	23:57.551	1 Lap	2:54.132	52.04	3:16.957	4

NOT CLASSIFIED

DNF	2	FI	Chris MARKS	Lotus Elise Cup R	1	3:01.668	7 Laps	6 Laps	58.83	3:01.668	1
-----	---	----	-------------	-------------------	---	----------	--------	--------	-------	----------	---

FASTEST LAP

47	NA	Alex BALL	Lotus Elise	8	2:31.622	70.49 mph	113.44 kph
11	FI	Jason MCINULTY	Lotus S3 Cup R	8	2:32.147	70.24 mph	113.05 kph

Weather / Track : Cloudy / Damp

These results are provisional until the conclusion of any judicial and technical matters.

Snetterton 300

Circuit Length = 2.9689 miles

Start: 14:52 Flag 15:13 End: 15:16

Clerk Of Course :	Steward :	Timekeeper :
-------------------	-----------	--------------

MSVR Elise Trophy

RACE 16 - BEST SECTORS

SECTOR 1			SECTOR 2			SECTOR 3			IDEAL / BEST COMPARISON						
POS	NO	NAME	TIME	NO	NAME	TIME	NO	NAME	TIME	POS	NO	NAME	IDEAL	BEST	DIFF
													PERFECT LAP	2:31.174	
1	11	MCINULTY	47.849	47	BALL	52.824	11	MCINULTY	50.501	1	47	BALL	2:31.622	2:31.622	0.000
2	47	BALL	47.972	11	MCINULTY	53.797	47	BALL	50.826	2	11	MCINULTY	2:32.147	2:32.147	0.000
3	26	RICHARDSON	49.065	26	RICHARDSON	54.052	26	RICHARDSON	51.612	3	26	RICHARDSON	2:34.729	2:34.729	0.000
4	65	LAMASTER	49.438	65	LAMASTER	54.160	65	LAMASTER	52.272	4	65	LAMASTER	2:35.870	2:36.284	0.414
5	7	STRONG	49.578	7	STRONG	54.593	63	BAKER	52.539	5	63	BAKER	2:37.420	2:37.447	0.027
6	63	BAKER	50.247	63	BAKER	54.634	55	WALSH	52.564	6	7	STRONG	2:37.596	2:38.064	0.468
7	88	WOOTTON	50.388	88	WOOTTON	55.511	8	ATHERTON	53.031	7	8	ATHERTON	2:39.081	2:39.081	0.000
8	8	ATHERTON	50.518	8	ATHERTON	55.532	7	STRONG	53.425	8	88	WOOTTON	2:39.507	2:39.507	0.000
9	55	WALSH	50.717	55	WALSH	56.312	88	WOOTTON	53.608	9	55	WALSH	2:39.593	2:40.148	0.555
10	10	STRACEY	51.194	58	BITHERY	56.423	58	BITHERY	54.741	10	10	STRACEY	2:43.786	2:43.786	0.000
11	58	BITHERY	52.876	10	STRACEY	56.923	10	STRACEY	55.669	11	58	BITHERY	2:44.040	2:44.633	0.593
12	32	RAYNER	53.842	2	MARKS	59.709	2	MARKS	57.112	12	32	RAYNER	2:51.835	2:53.552	1.717
13	99	SPAENJAERS	1:00.821	32	RAYNER	1:00.053	32	RAYNER	57.940	13	99	SPAENJAERS	3:16.555	3:16.957	0.402
14				99	SPAENJAERS	1:07.737	99	SPAENJAERS	1:07.997	14	2	MARKS		3:01.668	

Weather / Track : Cloudy / Damp

Results can be found at www.tsl-timing.com

Snetterton 300
 Circuit Length = 2.9689 miles
 Start: 14:52 Flag 15:13 End: 15:16

Printed - 15:18 Sunday, 28 July 2019

MSVR Elise Trophy
RACE 16 - BEST SPEEDS

POS	INTERMEDIATE 1			INTERMEDIATE 2			FINISH LINE		
	NO	NAME	MPH	NO	NAME	MPH	NO	NAME	MPH
1	11	MCINULTY	101.3	11	MCINULTY	119.6	8	ATHERTON	108.5
2	47	BALL	101.3	47	BALL	118.9	2	MARKS	107.5
3	7	STRONG	101.2	55	WALSH	117.9	11	MCINULTY	107.3
4	8	ATHERTON	98.9	7	STRONG	116.9	10	STRACEY	106.5
5	88	WOOTTON	98.8	88	WOOTTON	116.9	65	LAMASTER	106.1
6	26	RICHARDSON	97.1	65	LAMASTER	116.7	7	STRONG	106.0
7	10	STRACEY	96.5	26	RICHARDSON	115.5	88	WOOTTON	106.0
8	55	WALSH	95.8	10	STRACEY	114.1	58	BITHERY	105.0
9	63	BAKER	95.5	63	BAKER	113.5	26	RICHARDSON	104.2
10	65	LAMASTER	94.6	8	ATHERTON	111.8	47	BALL	103.8
11	58	BITHERY	93.0	58	BITHERY	110.9	55	WALSH	103.8
12	32	RAYNER	92.0	32	RAYNER	108.7	63	BAKER	103.0
13	2	MARKS	83.8	2	MARKS	102.9	32	RAYNER	102.7
14	99	SPAENJAERS	76.6	99	SPAENJAERS	92.6	99	SPAENJAERS	95.5

Weather / Track : Cloudy / Damp

Results can be found at www.tsl-timing.com

Snetterton 300
 Circuit Length = 2.9689 miles
 Start: 14:52 Flag 15:13 End: 15:16

Printed - 15:18 Sunday, 28 July 2019

MSVR Elise Trophy

RACE 16 - LAP CHART

LAP 1 @ 14:55:13.850			LAP 2 @ 14:57:52.430			LAP 3 @ 15:00:29.314			LAP 4 @ 15:03:04.348			LAP 5 @ 15:05:39.402		
NO	BEHIND	LAP TIME	NO	BEHIND	LAP TIME	NO	BEHIND	LAP TIME	NO	BEHIND	LAP TIME	NO	BEHIND	LAP TIME
47		2:41.531	47		2:38.580	47		2:36.884	11		2:34.747	11		2:35.054
11	0.793	2:42.324	11	0.879	2:38.666	11	0.287	2:36.292	47	1.893	2:36.927	47	2.968	2:36.129
26	4.468	2:45.999	65	6.389	2:40.256	65	7.823	2:38.318	65	9.073	2:36.284	65	12.061	2:38.042
65	4.713	2:46.244	26	7.551	2:41.663	26	9.925	2:39.258	26	13.529	2:38.638	26	17.076	2:38.601
63	8.753	2:50.284	63	14.418	2:44.245	63	20.634	2:43.100	63	26.919	2:41.319	99	1 Lap	3:16.957
55	11.703	2:53.234	7	19.436	2:45.390	7	26.478	2:43.926	7	34.080	2:42.636	63	32.495	2:40.630
7	12.626	2:54.157	8	25.940	2:48.276	8	35.193	2:46.137	55	44.091	2:43.274	7	42.812	2:43.786
8	16.244	2:57.775	55	26.837	2:53.714	55	35.851	2:45.898	8	44.358	2:44.199	55	1:00.067	2:51.030
10	18.124	2:59.655	10	29.390	2:49.846	10	43.257	2:50.751	10	57.292	2:49.069	8	1:00.965	2:51.661
58	18.510	3:00.041	58	30.835	2:50.905	58	45.002	2:51.051	58	1:00.342	2:50.374	10	1:08.432	2:46.194
88	19.449	3:00.980	88	35.435	2:54.566	88	53.812	2:55.261	88	1:08.028	2:49.250	58	1:14.416	2:49.128
2	20.137	3:01.668	32	1:06.614	3:03.682	32	1:25.833	2:56.103	32	1:48.313	2:57.514	88	1:20.159	2:47.185
32	41.512	3:23.043	99	1:30.449	3:22.186	99	2:14.934	3:21.369				32	2:08.059	2:54.800
99	46.843	3:28.374												

Weather / Track : Cloudy / Damp

MSVR Elise Trophy

RACE 16 - LAP CHART

LAP 6 @ 15:08:17.088			LAP 7 @ 15:10:51.947			LAP 8 @ 15:13:24.094		
NO	BEHIND	LAP TIME	NO	BEHIND	LAP TIME	NO	BEHIND	LAP TIME
11		2:37.686	11		2:34.859	11		2:32.147
47	2.255	2:36.973	47	2.269	2:34.873	47	1.744	2:31.622
65	13.551	2:39.176	65	15.789	2:37.097	32	1 Lap	2:54.725
26	19.223	2:39.833	26	21.807	2:37.443	65	20.630	2:36.988
63	48.879	2:54.070	63	51.467	2:37.447	26	24.389	2:34.729
7	50.994	2:45.868	7	55.406	2:39.271	63	57.505	2:38.185
55	1:06.387	2:44.006	8	1:10.701	2:39.081	7	1:01.323	2:38.064
8	1:06.479	2:43.200	55	1:11.676	2:40.148	55	1:32.399	2:52.870
99	1 Lap	3:33.503	10	1:29.876	2:46.191	8	1:41.163	3:02.609
10	1:18.544	2:47.798	58	1:33.921	2:44.633	10	1:41.515	2:43.786
58	1:24.147	2:47.417	88	1:34.817	2:44.422	88	1:42.177	2:39.507
88	1:25.254	2:42.781	99	1 Lap	3:29.568	58	1:53.299	2:51.525
32	2:23.925	2:53.552				99	1 Lap	3:25.594

Weather / Track : Cloudy / Damp

MSVR Elise Trophy

RACE 16 - POSITION CHART

No	Name	Lap Pos	Lap							
			1	2	3	4	5	6	7	8
47	BALL	1	47	47	47	11	11	11	11	11
65	LAMASTER	2	11	11	11	47	47	47	47	47
11	MCINULTY	3	26	65	65	65	65	65	65	65
26	RICHARDSON	4	65	26	26	26	26	26	26	26
2	MARKS	5	63	63	63	63	63	63	63	63
63	BAKER	6	55	7	7	7	7	7	7	7
10	STRACEY	7	7	8	8	55	55	55	8	55
8	ATHERTON	8	8	55	55	8	8	8	55	8
7	STRONG	9	10	10	10	10	10	10	10	10
55	WALSH	10	58	58	58	58	58	58	58	88
88	WOOTTON	11	88	88	88	88	88	88	88	58
58	BITHERY	12	2	32	32	32	32	32	32	32
99	SPAENJAERS	13	32	99	99	99	99	99	99	99
32	RAYNER	14	99							

Weather / Track : Cloudy / Damp

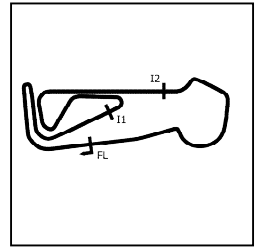
Results can be found at www.tsl-timing.com

Snetterton 300
 Circuit Length = 2.9689 miles
 Start: 14:52 Flag 15:13 End: 15:16

Printed - 15:18 Sunday, 28 July 2019

MSVR Elise Trophy

RACE 16 - SECTOR ANALYSIS



SECTOR 1 = FL to I1, SECTOR 2 = I1 to I2, SECTOR 3 = I2 to FL, DIFF = Difference To Personal Best Lap, P = Crossed Finish Line in Pit Lane, D = Time Disallowed

P1		11 FI		Jason MCINULTY			Lotus S3 Cup R			
IDEAL LAP TIME : 2:32.147		BEST LAP TIME : 2:32.147			DIFFERENCE : 0.000					
LAP	SECTOR 1	SECTOR 2		SECTOR 3		LAP TIME	MPH	DIFF	TIME OF DAY	
1 -		100.4	55.767	118.7	53.257	106.8	2:42.324	65.84	10.177	14:55:14.643
2 -	50.292	100.4	55.842	118.7	52.532	106.8	2:38.666	67.36	6.519	14:57:53.309
3 -	49.682	99.2	54.950	119.6	51.660	107.3	2:36.292	68.38	4.145	15:00:29.601
4 -	48.395	100.4	54.193	117.7	52.159	105.3	2:34.747 (2)	69.06	2.600	15:03:04.348
5 -	48.683	100.7	54.626	116.9	51.745	105.3	2:35.054	68.93	2.907	15:05:39.402
6 -	49.746	99.1	55.963	116.3	51.977	105.3	2:37.686	67.78	5.539	15:08:17.088
7 -	48.958	100.3	54.938	116.5	50.963	105.3	2:34.859 (3)	69.01	2.712	15:10:51.947
8 -	47.849	101.3	53.797	118.1	50.501	105.5	2:32.147 (1)	70.24		15:13:24.094

P2		47 NA		Alex BALL			Lotus Elise			
IDEAL LAP TIME : 2:31.622		BEST LAP TIME : 2:31.622			DIFFERENCE : 0.000					
LAP	SECTOR 1	SECTOR 2		SECTOR 3		LAP TIME	MPH	DIFF	TIME OF DAY	
1 -		99.2	55.896	116.9	52.930	103.7	2:41.531	66.16	9.909	14:55:13.850
2 -	49.841	99.8	56.305	117.3	52.434	103.0	2:38.580	67.39	6.958	14:57:52.430
3 -	49.175	96.2	55.357	115.7	52.352	102.7	2:36.884	68.12	5.262	15:00:29.314
4 -	49.604	99.4	54.838	117.5	52.485	102.9	2:36.927	68.10	5.305	15:03:06.241
5 -	48.437	99.5	55.598	117.1	52.094	103.2	2:36.129 (3)	68.45	4.507	15:05:42.370
6 -	49.655	100.1	55.300	114.1	52.018	103.8	2:36.973	68.08	5.351	15:08:19.343
7 -	48.981	99.2	54.026	118.7	51.866	103.7	2:34.873 (2)	69.01	3.251	15:10:54.216
8 -	47.972	101.3	52.824	118.9	50.826	103.8	2:31.622 (1)	70.49		15:13:25.838

P3		65 NA		John LAMASTER			Lotus Elise 135R			
IDEAL LAP TIME : 2:35.870		BEST LAP TIME : 2:36.284			DIFFERENCE : 0.414					
LAP	SECTOR 1	SECTOR 2		SECTOR 3		LAP TIME	MPH	DIFF	TIME OF DAY	
1 -		85.8	56.793	116.7	53.763	106.1	2:46.244	64.29	9.960	14:55:18.563
2 -	50.957	92.3	56.476	115.1	52.823	104.6	2:40.256	66.69	3.972	14:57:58.819
3 -	50.183	89.1	55.693	114.7	52.442	104.5	2:38.318	67.51	2.034	15:00:37.137
4 -	49.780	92.3	54.160	111.4	52.344	104.3	2:36.284 (1)	68.38		15:03:13.421
5 -	49.438	94.6	54.844	109.4	53.760	104.3	2:38.042	67.62	1.758	15:05:51.463
6 -	50.439	92.5	55.994	109.6	52.743	104.5	2:39.176	67.14	2.892	15:08:30.639
7 -	50.183	85.9	54.498	112.0	52.416	104.8	2:37.097 (3)	68.03	0.813	15:11:07.736
8 -	49.972	84.8	54.744	112.5	52.272	105.0	2:36.988 (2)	68.08	0.704	15:13:44.724

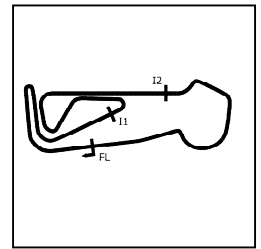
P4		26 NA		Mark RICHARDSON			Lotus Elise S1			
IDEAL LAP TIME : 2:34.729		BEST LAP TIME : 2:34.729			DIFFERENCE : 0.000					
LAP	SECTOR 1	SECTOR 2		SECTOR 3		LAP TIME	MPH	DIFF	TIME OF DAY	
1 -		94.6	57.002	115.5	53.830	103.8	2:45.999	64.38	11.270	14:55:18.318
2 -	50.850	95.8	56.659	114.7	54.154	104.2	2:41.663	66.11	6.934	14:57:59.981
3 -	50.284	95.5	56.190	113.9	52.784	103.8	2:39.258	67.11	4.529	15:00:39.239
4 -	50.472	96.5	55.241	114.7	52.925	103.4	2:38.638	67.37	3.909	15:03:17.877
5 -	50.277	96.2	55.236	114.7	53.088	103.4	2:38.601 (3)	67.38	3.872	15:05:56.478
6 -	50.978	95.5	55.584	113.9	53.271	102.6	2:39.833	66.87	5.104	15:08:36.311
7 -	49.636	96.4	55.784	112.9	52.023	103.0	2:37.443 (2)	67.88	2.714	15:11:13.754
8 -	49.065	97.1	54.052	114.3	51.612	100.1	2:34.729 (1)	69.07		15:13:48.483

Weather / Track : Cloudy / Damp

Snetterton 300
Circuit Length = 2.9689 miles
Start: 14:52 Flag 15:13 End: 15:16

MSVR Elise Trophy

RACE 16 - SECTOR ANALYSIS



SECTOR 1 = FL to I1, SECTOR 2 = I1 to I2, SECTOR 3 = I2 to FL, DIFF = Difference To Personal Best Lap, P = Crossed Finish Line in Pit Lane, D = Time Disallowed

P5		63 NA		Paul BAKER			Lotus Elise			
IDEAL LAP TIME : 2:37.420		BEST LAP TIME : 2:37.447			DIFFERENCE : 0.027					
LAP	SECTOR 1		SECTOR 2		SECTOR 3		LAP TIME	MPH	DIFF	TIME OF DAY
1 -		86.5	57.906	111.4	56.118	103.0	2:50.284	62.76	12.837	14:55:22.603
2 -	52.298	92.4	57.255	110.5	54.692	101.9	2:44.245	65.07	6.798	14:58:06.848
3 -	52.263	91.3	56.526	111.4	54.311	101.5	2:43.100	65.53	5.653	15:00:49.948
4 -	51.314	93.2	56.519	112.5	53.486	101.5	2:41.319	66.25	3.872	15:03:31.267
5 -	51.313	95.0	55.398	107.8	53.919	98.3	2:40.630 (3)	66.53	3.183	15:06:11.897
6 -	1:00.277	90.3	59.617	107.8	54.176	101.0	2:54.070	61.40	16.623	15:09:05.967
7 -	50.274	94.7	54.634	113.5	52.539	102.1	2:37.447 (1)	67.88		15:11:43.414
8 -	50.247	95.5	54.930	111.4	53.008	102.6	2:38.185 (2)	67.56	0.738	15:14:21.599

P6		7 NA		Barry STRONG			Lotus Elise			
IDEAL LAP TIME : 2:37.596		BEST LAP TIME : 2:38.064			DIFFERENCE : 0.468					
LAP	SECTOR 1		SECTOR 2		SECTOR 3		LAP TIME	MPH	DIFF	TIME OF DAY
1 -		93.3	58.093	115.9	55.747	104.2	2:54.157	61.37	16.093	14:55:26.476
2 -	52.567	95.7	57.486	115.9	55.337	105.5	2:45.390	64.62	7.326	14:58:11.866
3 -	51.429	96.0	57.266	113.9	55.231	105.6	2:43.926	65.20	5.862	15:00:55.792
4 -	50.934	97.9	56.603	115.1	55.099	104.6	2:42.636 (3)	65.71	4.572	15:03:38.428
5 -	51.674	97.6	56.881	114.5	55.231	103.4	2:43.786	65.25	5.722	15:06:22.214
6 -	51.794	96.6	57.902	111.1	56.172	105.8	2:45.868	64.43	7.804	15:09:08.082
7 -	50.478	101.2	54.593	116.9	54.200	106.0	2:39.271 (2)	67.10	1.207	15:11:47.353
8 -	49.578	100.9	55.061	115.7	53.425	97.6	2:38.064 (1)	67.61		15:14:25.417

P7		55 NA		Simon WALSH			Lotus Elise			
IDEAL LAP TIME : 2:39.593		BEST LAP TIME : 2:40.148			DIFFERENCE : 0.555					
LAP	SECTOR 1		SECTOR 2		SECTOR 3		LAP TIME	MPH	DIFF	TIME OF DAY
1 -		91.8	57.867	115.1	55.878	103.5	2:53.234	61.69	13.086	14:55:25.553
2 -	52.834	93.8	57.392	116.3	1:03.488	101.8	2:53.714	61.52	13.566	14:58:19.267
3 -	53.065	93.8	57.580	114.3	55.253	103.4	2:45.898	64.42	5.750	15:01:05.165
4 -	52.788	95.4	56.312	117.9	54.174	102.4	2:43.274 (2)	65.46	3.126	15:03:48.439
5 -	50.743	95.8	1:03.465	113.5	56.822	103.0	2:51.030	62.49	10.882	15:06:39.469
6 -	51.657	94.3	56.859	117.7	55.490	102.6	2:44.006 (3)	65.16	3.858	15:09:23.475
7 -	50.717	93.3	56.867	115.7	52.564	103.8	2:40.148 (1)	66.73		15:12:03.623
8 -	59.302	93.3	56.974	111.1	56.594	98.9	2:52.870	61.82	12.722	15:14:56.493

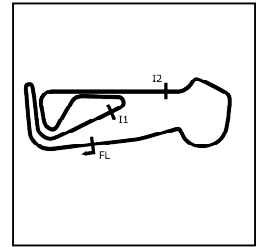
P8		8 NA		John ATHERTON			Lotus Elise S1			
IDEAL LAP TIME : 2:39.081		BEST LAP TIME : 2:39.081			DIFFERENCE : 0.000					
LAP	SECTOR 1		SECTOR 2		SECTOR 3		LAP TIME	MPH	DIFF	TIME OF DAY
1 -		90.5	59.795	107.0	57.702	104.2	2:57.775	60.12	18.694	14:55:30.094
2 -	52.952	89.8	58.745	111.2	56.579	104.6	2:48.276	63.51	9.195	14:58:18.370
3 -	52.367	93.7	58.178	111.4	55.592	105.5	2:46.137	64.33	7.056	15:01:04.507
4 -	53.186	92.9	56.861	106.0	54.152	108.5	2:44.199 (3)	65.09	5.118	15:03:48.706
5 -	59.157	88.7	57.941	111.8	54.563	106.1	2:51.661	62.26	12.580	15:06:40.367
6 -	51.186	96.9	56.924	110.9	55.090	107.7	2:43.200 (2)	65.49	4.119	15:09:23.567
7 -	50.518	98.9	55.532	111.4	53.031	106.0	2:39.081 (1)	67.18		15:12:02.648
8 -	1:01.787	78.2	1:01.031	98.2	59.791	99.8	3:02.609	58.52	23.528	15:15:05.257

Weather / Track : Cloudy / Damp

Snetterton 300
 Circuit Length = 2.9689 miles
 Start: 14:52 Flag 15:13 End: 15:16

MSVR Elise Trophy

RACE 16 - SECTOR ANALYSIS



SECTOR 1 = FL to I1, SECTOR 2 = I1 to I2, SECTOR 3 = I2 to FL, DIFF = Difference To Personal Best Lap, P = Crossed Finish Line in Pit Lane, D = Time Disallowed

P9 10 FI		Tim STRACEY					LOTUS ELISE S3				
IDEAL LAP TIME : 2:43.786		BEST LAP TIME : 2:43.786					DIFFERENCE : 0.000				
LAP	SECTOR 1	SECTOR 2		SECTOR 3		LAP TIME	MPH	DIFF	TIME OF DAY		
1 -		85.4	59.801	110.3	59.258	105.1	2:59.655	59.49	15.869	14:55:31.974	
2 -	53.414	84.6	59.512	112.7	56.920	105.5	2:49.846	62.92	6.060	14:58:21.820	
3 -	52.924	83.4	1:00.284	110.0	57.543	104.6	2:50.751	62.59	6.965	15:01:12.571	
4 -	53.360	90.9	58.976	109.2	56.733	105.8	2:49.069	63.21	5.283	15:04:01.640	
5 -	51.746	91.5	58.420	107.3	56.028	106.1	2:46.194 (3)	64.31	2.408	15:06:47.834	
6 -	52.119	93.3	58.627	114.1	57.052	105.1	2:47.798	63.69	4.012	15:09:35.632	
7 -	51.655	93.9	58.069	109.8	56.467	105.3	2:46.191 (2)	64.31	2.405	15:12:21.823	
8 -	51.194	96.5	56.923	110.5	55.669	106.5	2:43.786 (1)	65.25		15:15:05.609	

P10 88 NA		Adrian WOOTTON					Lotus Exige				
IDEAL LAP TIME : 2:39.507		BEST LAP TIME : 2:39.507					DIFFERENCE : 0.000				
LAP	SECTOR 1	SECTOR 2		SECTOR 3		LAP TIME	MPH	DIFF	TIME OF DAY		
1 -		91.9	1:02.007	110.7	57.863	104.2	3:00.980	59.05	21.473	14:55:33.299	
2 -	53.960	87.6	1:00.609	113.5	59.997	89.5	2:54.566	61.22	15.059	14:58:27.865	
3 -	56.163	92.1	1:00.232	110.7	58.866	95.4	2:55.261	60.98	15.754	15:01:23.126	
4 -	52.411	95.8	58.856	111.6	57.983	94.5	2:49.250	63.14	9.743	15:04:12.376	
5 -	52.913	95.1	57.727	116.9	56.545	103.2	2:47.185	63.92	7.678	15:06:59.561	
6 -	51.396	96.6	56.751	116.9	54.634	105.0	2:42.781 (2)	65.65	3.274	15:09:42.342	
7 -	52.209	93.0	56.621	115.3	55.592	102.4	2:44.422 (3)	65.00	4.915	15:12:26.764	
8 -	50.388	98.8	55.511	116.7	53.608	106.0	2:39.507 (1)	67.00		15:15:06.271	

P11 58 NA		Mark BITHERY					Lotus Elise				
IDEAL LAP TIME : 2:44.040		BEST LAP TIME : 2:44.633					DIFFERENCE : 0.593				
LAP	SECTOR 1	SECTOR 2		SECTOR 3		LAP TIME	MPH	DIFF	TIME OF DAY		
1 -		86.1	1:00.408	105.6	58.702	104.6	3:00.041	59.36	15.408	14:55:32.360	
2 -	54.175	83.2	59.629	105.6	57.101	103.8	2:50.905	62.53	6.272	14:58:23.265	
3 -	54.064	82.2	59.595	104.5	57.392	104.5	2:51.051	62.48	6.418	15:01:14.316	
4 -	54.256	87.4	59.573	105.8	56.545	104.8	2:50.374	62.73	5.741	15:04:04.690	
5 -	53.567	83.5	58.933	107.3	56.628	102.9	2:49.128 (3)	63.19	4.495	15:06:53.818	
6 -	52.942	88.4	57.967	105.3	56.508	104.3	2:47.417 (2)	63.84	2.784	15:09:41.235	
7 -	52.876	90.6	56.592	103.8	55.165	105.0	2:44.633 (1)	64.92		15:12:25.868	
8 -	1:00.361	93.0	56.423	110.9	54.741	103.7	2:51.525	62.31	6.892	15:15:17.393	

P12 32 NA		Mike RAYNER					Elise S1				
IDEAL LAP TIME : 2:51.835		BEST LAP TIME : 2:53.552					DIFFERENCE : 1.717				
LAP	SECTOR 1	SECTOR 2		SECTOR 3		LAP TIME	MPH	DIFF	TIME OF DAY		
1 -		80.2	1:02.745	82.3	1:05.842	102.1	3:23.043	52.63	29.491	14:55:55.362	
2 -	59.065	79.0	1:03.044	91.1	1:01.573	102.6	3:03.682	58.18	10.130	14:58:59.044	
3 -	55.289	87.2	1:01.867	100.1	58.947	102.4	2:56.103	60.69	2.551	15:01:55.147	
4 -	53.842	89.3	1:00.243	106.3	1:03.429	102.4	2:57.514	60.20	3.962	15:04:52.661	
5 -	55.437	90.0	1:00.053	108.7	59.310	102.7	2:54.800 (3)	61.14	1.248	15:07:47.461	
6 -	54.861	92.0	1:00.751	107.8	57.940	102.7	2:53.552 (1)	61.58		15:10:41.013	
7 -	54.289	88.6	1:01.453	101.2	58.983	92.5	2:54.725 (2)	61.17	1.173	15:13:35.738	

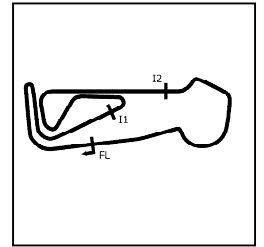
P13 99 NA		Gregory SPAENJAERS					Lotus Elise R				
IDEAL LAP TIME : 3:16.555		BEST LAP TIME : 3:16.957					DIFFERENCE : 0.402				
LAP	SECTOR 1	SECTOR 2		SECTOR 3		LAP TIME	MPH	DIFF	TIME OF DAY		
1 -		76.3	1:07.737	77.8	1:12.301	93.8	3:28.374	51.29	11.417	14:56:00.693	
2 -	1:02.830	70.1	1:10.126	86.3	1:09.230	95.5	3:22.186 (3)	52.86	5.229	14:59:22.879	
3 -	1:03.145	69.6	1:09.745	92.6	1:08.479	95.4	3:21.369 (2)	53.07	4.412	15:02:44.248	
4 -	1:00.821	74.5	1:08.139	83.4	1:07.997	91.8	3:16.957 (1)	54.26		15:06:01.205	
5 -	1:02.774	76.6	1:16.808	63.1	1:13.921	74.7	3:33.503	50.06	16.546	15:09:34.708	
6 -	1:07.475	61.5	1:11.520	82.1	1:10.573	80.1	3:29.568	51.00	12.611	15:13:04.276	
7 -	1:04.484	70.7	1:09.664	79.0	1:11.446	78.8	3:25.594	51.98	8.637	15:16:29.870	

Weather / Track : Cloudy / Damp

Snetterton 300
Circuit Length = 2.9689 miles
Start: 14:52 Flag 15:13 End: 15:16

MSVR Elise Trophy

RACE 16 - SECTOR ANALYSIS



SECTOR 1 = FL to I1, SECTOR 2 = I1 to I2, SECTOR 3 = I2 to FL, DIFF = Difference To Personal Best Lap, P = Crossed Finish Line in Pit Lane, D = Time Disallowed

P14	2 FI	Chris MARKS						Lotus Elise Cup R	
IDEAL LAP TIME :		BEST LAP TIME : 3:01.668		DIFFERENCE :					
LAP	SECTOR 1	SECTOR 2		SECTOR 3		LAP TIME	MPH	DIFF	TIME OF DAY
1 -	83.8	59.709	102.9	57.112	107.5	3:01.668 (1)	58.83		14:55:33.987

MSVR Elise Trophy

RACE 16 - STATISTICS

Competitors Started 14
Planned Start 2019-07-28 @ 14:50:00.000
Actual Start 2019-07-28 @ 14:52:32.319
Finish Time 2019-07-28 @ 15:13:22.965
Track Length 2.9689mi.
Total Laps 103
Total Distance Covered 305.7978mi.

Session Fastest Lap History

NO	CL	NAME	LAP TIME	TIME OF DAY	LAP	VEHICLE
47	NA	Alex BALL	2:41.531	14:55:13.862	1	Lotus Elise
47	NA	Alex BALL	2:38.580	14:57:52.441	2	Lotus Elise
47	NA	Alex BALL	2:36.884	15:00:29.325	3	Lotus Elise
11	FI	Jason MCINULTY	2:36.292	15:00:29.631	3	Lotus S3 Cup R
11	FI	Jason MCINULTY	2:34.747	15:03:04.378	4	Lotus S3 Cup R
11	FI	Jason MCINULTY	2:32.147	15:13:24.125	8	Lotus S3 Cup R
47	NA	Alex BALL	2:31.622	15:13:25.849	8	Lotus Elise

Session Leader History

NO	CL	NAME	FROM LAP	LAPS LED	DISTANCE	VEHICLE
47	NA	Alex BALL	1	3	8.90 miles	Lotus Elise
11	FI	Jason MCINULTY	4	5	14.84 miles	Lotus S3 Cup R

Flag History

TYPE	TIME OF DAY
GREEN	14:52:32.319
FINISH	15:13:22.965

Flag Statistics

TYPE	COUNT	TOTAL LAPS	TOTAL TIME
Green	1	8	24:01.900
Red	0	0	0.000
Safety Car	0	0	0.000
FCY	0	0	0.000

Weather / Track : Cloudy / Damp

These results are provisional until the conclusion of any judicial and technical matters.

Snetterton 300

Circuit Length = 2.9689 miles

Start: 14:52 Flag 15:13 End: 15:16

Clerk Of Course :	Timekeeper :
-------------------	--------------

MSVR Elise Trophy
RACE 16 - STATISTICS

CLASS : FI

3 Starters

Fastest Lap History

NO	NAME	LAP TIME	TIME OF DAY	LAP	VEHICLE
11	Jason MCINULTY	2:42.324	14:55:14.674	1	Lotus S3 Cup R
11	Jason MCINULTY	2:38.666	14:57:53.340	2	Lotus S3 Cup R
11	Jason MCINULTY	2:36.292	15:00:29.631	3	Lotus S3 Cup R
11	Jason MCINULTY	2:34.747	15:03:04.378	4	Lotus S3 Cup R
11	Jason MCINULTY	2:32.147	15:13:24.125	8	Lotus S3 Cup R

Leader History

NO	NAME	FROM LAP	LAPS LED	DISTANCE	VEHICLE
11	Jason MCINULTY	1	8	23.75 miles	Lotus S3 Cup R

Weather / Track : Cloudy / Damp

These results are provisional until the conclusion of any judicial and technical matters.

Snetterton 300

Circuit Length = 2.9689 miles

Start: 14:52 Flag 15:13 End: 15:16

Clerk Of Course :

Timekeeper :

MSVR Elise Trophy
RACE 16 - STATISTICS

CLASS : NA

11 Starters

Fastest Lap History

NO	NAME	LAP TIME	TIME OF DAY	LAP	VEHICLE
47	Alex BALL	2:41.531	14:55:13.862	1	Lotus Elise
47	Alex BALL	2:38.580	14:57:52.441	2	Lotus Elise
47	Alex BALL	2:36.884	15:00:29.325	3	Lotus Elise
65	John LAMASTER	2:36.284	15:03:13.436	4	Lotus Elise 135R
47	Alex BALL	2:36.129	15:05:42.381	5	Lotus Elise
47	Alex BALL	2:34.873	15:10:54.226	7	Lotus Elise
47	Alex BALL	2:31.622	15:13:25.849	8	Lotus Elise

Leader History

NO	NAME	FROM LAP	LAPS LED	DISTANCE	VEHICLE
47	Alex BALL	1	8	23.75 miles	Lotus Elise

Weather / Track : Cloudy / Damp

These results are provisional until the conclusion of any judicial and technical matters.

Snetterton 300

Circuit Length = 2.9689 miles

Start: 14:52 Flag 15:13 End: 15:16

Clerk Of Course :		Timekeeper :
-------------------	--	--------------

MSVR Elise Trophy

RACE 20 - CLASSIFICATION

POS	NO	CL	PIC NAME	ENTRY	LAPS	TIME	GAP	DIFF	MPH	BEST	ON
1	11	FI	1 Jason MCINULTY	Lotus S3 Cup R	9	21:44.134			73.75	2:19.458	4
2	47	NA	1 Alex BALL	Lotus Elise	9	21:47.884	3.750	3.750	73.54	2:20.115	8
3	65	NA	2 John LAMASTER	Lotus Elise 135R	9	22:10.767	26.633	22.883	72.28	2:20.703	5
4	26	NA	3 Mark RICHARDSON	Lotus Elise S1	9	22:23.667	39.533	12.900	71.58	2:20.978	5
5	8	NA	4 John ATHERTON	Lotus Elise S1	9	22:46.443	1:02.309	22.776	70.39	2:21.555	5
6	63	NA	5 Paul BAKER	Lotus Elise	9	23:12.638	1:28.504	26.195	69.07	2:23.026	5
7	55	NA	6 Simon WALSH	Lotus Elise	9	23:18.969	1:34.835	6.331	68.75	2:28.553	4
8	88	NA	7 Adrian WOOTTON	Lotus Exige	9	23:28.240	1:44.106	9.271	68.30	2:29.483	5
9	58	NA	8 Mark BITHERY	Lotus Elise	9	23:37.856	1:53.722	9.616	67.84	2:31.181	5
10	32	NA	9 Mike RAYNER	Elise S1	9	23:44.901	2:00.767	7.045	67.50	2:31.336	5
11	10	FI	2 Tim STRACEY	LOTUS ELISE S3	8	21:59.843	1 Lap	1 Lap	64.78	2:32.390	5
12	7	NA	10 Barry STRONG	Lotus Elise	8	24:06.815	1 Lap	2:06.972	59.09	2:31.517	2
13	99	NA	11 Gregory SPAENJAERS	Lotus Elise R	8	24:21.132	1 Lap	14.317	58.51	2:56.847	6

FASTEST LAP

11	FI	Jason MCINULTY	Lotus S3 Cup R	4	2:19.458	76.64 mph	123.34 kph
47	NA	Alex BALL	Lotus Elise	8	2:20.115	76.28 mph	122.76 kph

Weather / Track : Drizzle / Damp

These results are provisional until the conclusion of any judicial and technical matters.

Snetterton 300

Circuit Length = 2.9689 miles

Start: 17:41 Flag 18:02 End: 18:05

Clerk Of Course :	Steward :	Timekeeper :
-------------------	-----------	--------------

MSVR Elise Trophy

RACE 20 - BEST SECTORS

SECTOR 1			SECTOR 2			SECTOR 3			IDEAL / BEST COMPARISON						
POS	NO	NAME	TIME	NO	NAME	TIME	NO	NAME	TIME	POS	NO	NAME	IDEAL	BEST	DIFF
													PERFECT LAP	2:18.597	
1	11	MCINULTY	43.516	47	BALL	48.610	11	MCINULTY	46.471	1	11	MCINULTY	2:18.600	2:19.458	0.858
2	47	BALL	43.910	11	MCINULTY	48.613	47	BALL	46.504	2	47	BALL	2:19.024	2:20.115	1.091
3	8	ATHERTON	44.205	65	LAMASTER	48.886	26	RICHARDSON	46.749	3	65	LAMASTER	2:20.482	2:20.703	0.221
4	26	RICHARDSON	44.548	26	RICHARDSON	49.253	65	LAMASTER	46.938	4	26	RICHARDSON	2:20.550	2:20.978	0.428
5	65	LAMASTER	44.658	8	ATHERTON	49.795	8	ATHERTON	47.555	5	8	ATHERTON	2:21.555	2:21.555	0.000
6	63	BAKER	45.368	63	BAKER	49.878	63	BAKER	47.780	6	63	BAKER	2:23.026	2:23.026	0.000
7	55	WALSH	46.614	55	WALSH	51.802	55	WALSH	50.137	7	55	WALSH	2:28.553	2:28.553	0.000
8	7	STRONG	46.617	88	WOOTTON	51.887	58	BITHERY	50.549	8	88	WOOTTON	2:29.351	2:29.483	0.132
9	88	WOOTTON	46.718	7	STRONG	52.088	32	RAYNER	50.660	9	7	STRONG	2:30.286	2:31.517	1.231
10	58	BITHERY	47.310	32	RAYNER	52.965	88	WOOTTON	50.746	10	58	BITHERY	2:31.181	2:31.181	0.000
11	10	STRACEY	47.463	10	STRACEY	53.309	7	STRONG	51.581	11	32	RAYNER	2:31.336	2:31.336	0.000
12	32	RAYNER	47.711	58	BITHERY	53.322	10	STRACEY	51.618	12	10	STRACEY	2:32.390	2:32.390	0.000
13	99	SPAENJAERS	54.879	99	SPAENJAERS	1:00.507	99	SPAENJAERS	1:00.300	13	99	SPAENJAERS	2:55.686	2:56.847	1.161

Weather / Track : Drizzle / Damp

Results can be found at www.tsl-timing.com

Snetterton 300
Circuit Length = 2.9689 miles
Start: 17:41 Flag 18:02 End: 18:05

Printed - 18:06 Sunday, 28 July 2019

MSVR Elise Trophy
RACE 20 - BEST SPEEDS

POS	INTERMEDIATE 1			INTERMEDIATE 2			FINISH LINE		
	NO	NAME	MPH	NO	NAME	MPH	NO	NAME	MPH
1	11	MCINULTY	107.3	11	MCINULTY	124.2	11	MCINULTY	108.7
2	47	BALL	105.0	55	WALSH	122.4	10	STRACEY	107.8
3	8	ATHERTON	104.3	47	BALL	122.0	47	BALL	107.5
4	63	BAKER	103.8	10	STRACEY	122.0	8	ATHERTON	107.5
5	26	RICHARDSON	103.7	8	ATHERTON	121.7	26	RICHARDSON	106.8
6	88	WOOTTON	103.7	7	STRONG	120.4	58	BITHERY	106.6
7	65	LAMASTER	103.5	26	RICHARDSON	120.0	88	WOOTTON	106.1
8	7	STRONG	102.4	63	BAKER	120.0	65	LAMASTER	106.0
9	10	STRACEY	101.5	88	WOOTTON	119.8	55	WALSH	106.0
10	55	WALSH	101.3	65	LAMASTER	119.4	32	RAYNER	106.0
11	32	RAYNER	100.1	58	BITHERY	119.1	7	STRONG	105.8
12	58	BITHERY	98.5	32	RAYNER	116.7	63	BAKER	105.1
13	99	SPAENJAERS	89.0	99	SPAENJAERS	102.4	99	SPAENJAERS	101.5

Weather / Track : Drizzle / Damp

Results can be found at www.tsl-timing.com

Snetterton 300
 Circuit Length = 2.9689 miles
 Start: 17:41 Flag 18:02 End: 18:05

Printed - 18:07 Sunday, 28 July 2019

MSVR Elise Trophy

RACE 20 - LAP CHART

LAP 1 @ 17:43:40.096			LAP 2 @ 17:46:00.563			LAP 3 @ 17:48:28.299			LAP 4 @ 17:50:50.039			LAP 5 @ 17:53:11.271		
NO	BEHIND	LAP TIME	NO	BEHIND	LAP TIME	NO	BEHIND	LAP TIME	NO	BEHIND	LAP TIME	NO	BEHIND	LAP TIME
47		2:38.441	47		2:20.467	47		2:27.736	47		2:21.740	47		2:21.232
65	6.357	2:44.798	11	6.885	2:20.130	11	2.850	2:23.701	11	0.568	2:19.458	11	0.347	2:21.011
55	6.507	2:44.948	65	10.021	2:24.131	65	10.277	2:27.992	65	11.286	2:22.749	99	1 Lap	3:00.301
63	6.521	2:44.962	63	10.133	2:24.079	63	11.519	2:29.122	26	11.633	2:21.466	65	10.757	2:20.703
11	7.222	2:45.663	26	10.412	2:23.521	26	11.907	2:29.231	63	13.859	2:24.080	26	11.379	2:20.978
26	7.358	2:45.799	8	15.452	2:27.912	8	19.981	2:32.265	8	22.697	2:24.456	63	15.653	2:23.026
88	7.885	2:46.326	55	18.556	2:32.516	7	23.841	2:32.506	55	32.057	2:28.553	8	23.020	2:21.555
8	8.007	2:46.448	7	19.071	2:31.517	55	25.244	2:34.424	88	34.566	2:30.751	55	41.174	2:30.349
7	8.021	2:46.462	88	19.575	2:32.157	88	25.555	2:33.716	58	44.199	2:33.290	88	42.817	2:29.483
10	8.894	2:47.335	58	23.376	2:34.182	58	32.649	2:37.009	10	45.400	2:34.362	58	54.148	2:31.181
58	9.661	2:48.102	10	24.054	2:35.627	10	32.778	2:36.460	32	46.927	2:34.083	10	56.558	2:32.390
32	11.489	2:49.930	32	25.289	2:34.267	32	34.584	2:37.031	7	51.072	2:48.971	32	57.031	2:31.336
99	35.936	3:14.377	99	1:19.711	3:04.242	99	1:53.232	3:01.257						

Weather / Track : Drizzle / Damp

MSVR Elise Trophy

RACE 20 - LAP CHART

LAP 6 @ 17:55:31.806			LAP 7 @ 17:57:54.457			LAP 8 @ 18:00:15.087			LAP 9 @ 18:02:45.789		
NO	BEHIND	LAP TIME	NO	BEHIND	LAP TIME	NO	BEHIND	LAP TIME	NO	BEHIND	LAP TIME
11		2:20.188	11		2:22.651	11		2:20.630	11		2:30.702
47	0.718	2:21.253	47	1.916	2:23.849	10	1 Lap	2:37.650	47	3.750	2:33.051
65	14.759	2:24.537	65	19.164	2:27.056	47	1.401	2:20.115	10	1 Lap	2:45.352
26	16.273	2:25.429	26	19.753	2:26.131	65	20.984	2:22.450	65	26.633	2:36.351
63	23.094	2:27.976	63	29.304	2:28.861	26	25.160	2:26.037	26	39.533	2:45.075
8	30.067	2:27.582	8	36.742	2:29.326	63	36.001	2:27.327	8	1:02.309	2:50.100
7	1 Lap	4:33.642 P	55	1:01.738	2:30.964	8	42.911	2:26.799	63	1:28.504	3:23.205
99	1 Lap	2:59.760	88	1:01.858	2:30.907	55	1:16.673	2:35.565	55	1:34.835	2:48.864
55	53.425	2:32.786	58	1:20.837	2:34.653	88	1:24.204	2:42.976	88	1:44.106	2:50.604
88	53.602	2:31.320	99	1 Lap	2:56.847	58	1:38.100	2:37.893	58	1:53.722	2:46.324
58	1:08.835	2:35.222	32	1:24.347	2:33.788	32	1:40.785	2:37.068	32	2:00.767	2:50.684
32	1:13.210	2:36.714	7	1 Lap	3:21.380 P	99	1 Lap	2:59.014	7	1 Lap	2:50.092
10	2:06.690	3:30.667				7	1 Lap	2:42.245	99	1 Lap	3:05.334

Weather / Track : Drizzle / Damp

MSVR Elise Trophy

RACE 20 - POSITION CHART

No	Name	Lap Pos	Lap								
			1	2	3	4	5	6	7	8	9
55	WALSH	1	47	47	47	47	47	11	11	11	11
7	STRONG	2	65	11	11	11	11	47	47	47	47
8	ATHERTON	3	55	65	65	65	65	65	65	65	65
10	STRACEY	4	63	63	63	26	26	26	26	26	26
63	BAKER	5	11	26	26	63	63	63	63	63	8
26	RICHARDSON	6	26	8	8	8	8	8	8	8	63
11	MCINULTY	7	88	55	7	55	55	55	55	55	55
65	LAMASTER	8	8	7	55	88	88	88	88	88	88
47	BALL	9	7	88	88	58	58	58	58	58	58
88	WOOTTON	10	10	58	58	10	10	32	32	32	32
58	BITHERY	11	58	10	10	32	32	10	10	10	
99	SPAENJAERS	12	32	32	32	7	7	99	99	7	
32	RAYNER	13	99	99	99	99	99	7	7	99	

Weather / Track : Drizzle / Damp

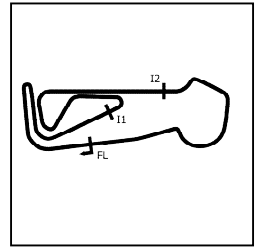
Results can be found at www.tsl-timing.com

Snetterton 300
Circuit Length = 2.9689 miles
Start: 17:41 Flag 18:02 End: 18:05

Printed - 18:07 Sunday, 28 July 2019

MSVR Elise Trophy

RACE 20 - SECTOR ANALYSIS



SECTOR 1 = FL to I1, SECTOR 2 = I1 to I2, SECTOR 3 = I2 to FL, DIFF = Difference To Personal Best Lap, P = Crossed Finish Line in Pit Lane, D = Time Disallowed

P1		11 FI		Jason MCINULTY			Lotus S3 Cup R				
IDEAL LAP TIME : 2:18.600		BEST LAP TIME : 2:19.458			DIFFERENCE : 0.858						
LAP	SECTOR 1	SECTOR 2		SECTOR 3		LAP TIME	MPH	DIFF	TIME OF DAY		
1 -		100.9	52.744	120.9	54.286	106.1	2:45.663	64.51	26.205	17:43:47.318	
2 -	44.278	106.5	48.993	120.0	46.859	105.8	2:20.130 (2)	76.27	0.672	17:46:07.448	
3 -	45.950	100.4	50.141	120.6	47.610	107.3	2:23.701	74.37	4.243	17:48:31.149	
4 -	43.599	107.3	49.087	119.6	46.772	108.7	2:19.458 (1)	76.64		17:50:50.607	
5 -	43.814	107.3	48.613	124.2	48.584	108.2	2:21.011	75.79	1.553	17:53:11.618	
6 -	43.743	105.1	49.974	119.6	46.471	106.5	2:20.188 (3)	76.24	0.730	17:55:31.806	
7 -	44.141	105.1	50.498	118.3	48.012	106.3	2:22.651	74.92	3.193	17:57:54.457	
8 -	43.516	104.6	49.339	120.0	47.775	105.6	2:20.630	76.00	1.172	18:00:15.087	
9 -	46.303	102.7	53.375	117.5	51.024	102.2	2:30.702	70.92	11.244	18:02:45.789	

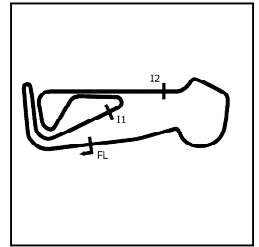
P2		47 NA		Alex BALL			Lotus Elise				
IDEAL LAP TIME : 2:19.024		BEST LAP TIME : 2:20.115			DIFFERENCE : 1.091						
LAP	SECTOR 1	SECTOR 2		SECTOR 3		LAP TIME	MPH	DIFF	TIME OF DAY		
1 -		96.4	53.461	117.9	48.202	103.8	2:38.441	67.45	18.326	17:43:40.096	
2 -	45.308	104.2	48.610	120.6	46.549	103.7	2:20.467 (2)	76.08	0.352	17:46:00.563	
3 -	46.200	99.2	51.815	119.6	49.721	103.8	2:27.736	72.34	7.621	17:48:28.299	
4 -	44.954	103.7	50.016	120.0	46.770	104.6	2:21.740	75.40	1.625	17:50:50.039	
5 -	43.910	104.8	48.804	122.0	48.518	104.0	2:21.232 (3)	75.67	1.117	17:53:11.271	
6 -	44.616	105.0	50.133	121.5	46.504	106.5	2:21.253	75.66	1.138	17:55:32.524	
7 -	44.945	103.4	50.953	120.6	47.951	105.1	2:23.849	74.30	3.734	17:57:56.373	
8 -	43.917	104.5	49.490	121.3	46.708	107.5	2:20.115 (1)	76.28		18:00:16.488	
9 -	46.895	95.5	54.043	112.7	52.113	103.0	2:33.051	69.83	12.936	18:02:49.539	

P3		65 NA		John LAMASTER			Lotus Elise 135R				
IDEAL LAP TIME : 2:20.482		BEST LAP TIME : 2:20.703			DIFFERENCE : 0.221						
LAP	SECTOR 1	SECTOR 2		SECTOR 3		LAP TIME	MPH	DIFF	TIME OF DAY		
1 -		96.6	52.161	116.5	53.434	102.4	2:44.798	64.85	24.095	17:43:46.453	
2 -	46.280	103.5	49.720	119.4	48.131	105.3	2:24.131	74.15	3.428	17:46:10.584	
3 -	45.769	96.2	52.771	115.1	49.452	105.3	2:27.992	72.22	7.289	17:48:38.576	
4 -	45.844	98.2	49.801	117.3	47.104	106.0	2:22.749 (3)	74.87	2.046	17:51:01.325	
5 -	44.879	98.1	48.886	118.7	46.938	105.5	2:20.703 (1)	75.96		17:53:22.028	
6 -	45.104	98.9	51.708	115.7	47.725	105.8	2:24.537	73.94	3.834	17:55:46.565	
7 -	45.834	92.9	52.723	115.5	48.499	105.3	2:27.056	72.68	6.353	17:58:13.621	
8 -	44.658	102.9	49.534	117.7	48.258	104.8	2:22.450 (2)	75.03	1.747	18:00:36.071	
9 -	47.909	94.3	54.843	104.0	53.599	104.6	2:36.351	68.35	15.648	18:03:12.422	

P4		26 NA		Mark RICHARDSON			Lotus Elise S1				
IDEAL LAP TIME : 2:20.550		BEST LAP TIME : 2:20.978			DIFFERENCE : 0.428						
LAP	SECTOR 1	SECTOR 2		SECTOR 3		LAP TIME	MPH	DIFF	TIME OF DAY		
1 -		96.1	53.456	119.4	54.605	102.9	2:45.799	64.46	24.821	17:43:47.454	
2 -	45.850	102.9	49.691	120.0	47.980	106.5	2:23.521 (3)	74.47	2.543	17:46:10.975	
3 -	46.620	99.2	51.949	120.0	50.662	105.6	2:29.231	71.62	8.253	17:48:40.206	
4 -	45.199	102.4	49.518	119.1	46.749	106.8	2:21.466 (2)	75.55	0.488	17:51:01.672	
5 -	44.810	103.7	49.253	120.0	46.915	105.0	2:20.978 (1)	75.81		17:53:22.650	
6 -	45.027	99.7	52.750	113.7	47.652	105.0	2:25.429	73.49	4.451	17:55:48.079	
7 -	46.071	99.1	52.026	118.1	48.034	106.1	2:26.131	73.14	5.153	17:58:14.210	
8 -	44.548	99.4	50.362	118.7	51.127	100.9	2:26.037	73.18	5.059	18:00:40.247	
9 -	47.713	98.9	1:03.109	107.5	54.253	101.5	2:45.075	64.74	24.097	18:03:25.322	

MSVR Elise Trophy

RACE 20 - SECTOR ANALYSIS



SECTOR 1 = FL to I1, SECTOR 2 = I1 to I2, SECTOR 3 = I2 to FL, DIFF = Difference To Personal Best Lap, P = Crossed Finish Line in Pit Lane, D = Time Disallowed

P5		8 NA		John AHERTON			Lotus Elise S1				
IDEAL LAP TIME : 2:21.555		BEST LAP TIME : 2:21.555			DIFFERENCE : 0.000						
LAP	SECTOR 1		SECTOR 2		SECTOR 3		LAP TIME	MPH	DIFF	TIME OF DAY	
1 -		93.9	54.345	110.3	55.740	107.2	2:46.448	64.21	24.893	17:43:48.103	
2 -	46.965	104.3	51.646	120.6	49.301	107.2	2:27.912	72.25	6.357	17:46:16.015	
3 -	47.877	97.3	53.598	117.1	50.790	107.2	2:32.265	70.19	10.710	17:48:48.280	
4 -	46.131	103.8	50.418	121.1	47.907	107.0	2:24.456 (2)	73.98	2.901	17:51:12.736	
5 -	44.205	101.8	49.795	121.7	47.555	107.2	2:21.555 (1)	75.50		17:53:34.291	
6 -	44.578	103.0	53.759	111.6	49.245	107.5	2:27.582	72.42	6.027	17:56:01.873	
7 -	47.223	98.1	52.939	119.4	49.164	107.3	2:29.326	71.57	7.771	17:58:31.199	
8 -	45.929	102.6	51.287	118.7	49.583	106.5	2:26.799 (3)	72.80	5.244	18:00:57.998	
9 -	53.633	81.6	59.341	98.8	57.126	105.3	2:50.100	62.83	28.545	18:03:48.098	

P6		63 NA		Paul BAKER			Lotus Elise				
IDEAL LAP TIME : 2:23.026		BEST LAP TIME : 2:23.026			DIFFERENCE : 0.000						
LAP	SECTOR 1		SECTOR 2		SECTOR 3		LAP TIME	MPH	DIFF	TIME OF DAY	
1 -		98.8	54.000	114.9	54.012	104.2	2:44.962	64.79	21.936	17:43:46.617	
2 -	45.666	103.7	50.045	120.0	48.368	104.8	2:24.079 (2)	74.18	1.053	17:46:10.696	
3 -	46.242	98.3	52.411	115.1	50.469	105.1	2:29.122	71.67	6.096	17:48:39.818	
4 -	45.512	102.1	50.470	119.8	48.098	104.8	2:24.080 (3)	74.18	1.054	17:51:03.898	
5 -	45.368	103.8	49.878	119.4	47.780	103.7	2:23.026 (1)	74.72		17:53:26.924	
6 -	46.540	100.0	51.939	112.0	49.497	103.8	2:27.976	72.22	4.950	17:55:54.900	
7 -	46.528	101.5	52.907	115.9	49.426	102.4	2:28.861	71.79	5.835	17:58:23.761	
8 -	46.056	101.3	51.778	117.3	49.493	102.2	2:27.327	72.54	4.301	18:00:51.088	
9 -	1:04.009	89.1	1:21.614	111.2	57.582	99.2	3:23.205	52.59	1:00.179	18:04:14.293	

P7		55 NA		Simon WALSH			Lotus Elise				
IDEAL LAP TIME : 2:28.553		BEST LAP TIME : 2:28.553			DIFFERENCE : 0.000						
LAP	SECTOR 1		SECTOR 2		SECTOR 3		LAP TIME	MPH	DIFF	TIME OF DAY	
1 -		98.3	53.870	118.9	54.491	101.2	2:44.948	64.79	16.395	17:43:46.603	
2 -	47.930	99.8	52.390	116.9	52.196	103.7	2:32.516	70.07	3.963	17:46:19.119	
3 -	48.975	99.7	53.457	118.1	51.992	106.0	2:34.424	69.21	5.871	17:48:53.543	
4 -	46.614	101.3	51.802	122.4	50.137	104.2	2:28.553 (1)	71.94		17:51:22.096	
5 -	47.057	99.7	52.393	120.0	50.899	102.6	2:30.349 (2)	71.08	1.796	17:53:52.445	
6 -	47.050	99.2	53.917	118.7	51.819	102.2	2:32.786	69.95	4.233	17:56:25.231	
7 -	47.297	96.9	52.785	120.9	50.882	103.0	2:30.964 (3)	70.79	2.411	17:58:56.195	
8 -	46.614	97.6	54.773	111.4	54.178	100.7	2:35.565	68.70	7.012	18:01:31.760	
9 -	50.941	93.8	59.546	103.4	58.377	98.8	2:48.864	63.29	20.311	18:04:20.624	

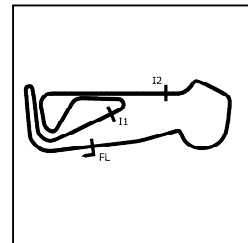
P8		88 NA		Adrian WOOTTON			Lotus Exige				
IDEAL LAP TIME : 2:29.351		BEST LAP TIME : 2:29.483			DIFFERENCE : 0.132						
LAP	SECTOR 1		SECTOR 2		SECTOR 3		LAP TIME	MPH	DIFF	TIME OF DAY	
1 -		92.1	54.430	118.9	52.584	101.5	2:46.326	64.25	16.843	17:43:47.981	
2 -	47.609	103.0	52.659	118.3	51.889	105.0	2:32.157	70.24	2.674	17:46:20.138	
3 -	48.278	100.1	53.608	119.1	51.830	106.1	2:33.716	69.53	4.233	17:48:53.854	
4 -	46.831	103.7	52.465	119.8	51.455	104.5	2:30.751 (2)	70.89	1.268	17:51:24.605	
5 -	46.850	103.0	51.887	118.9	50.746	105.0	2:29.483 (1)	71.50		17:53:54.088	
6 -	47.288	103.7	52.846	118.3	51.186	103.0	2:31.320	70.63	1.837	17:56:25.408	
7 -	47.044	100.9	52.622	119.8	51.241	105.3	2:30.907 (3)	70.82	1.424	17:58:56.315	
8 -	46.718	102.9	1:03.777	117.5	52.481	101.2	2:42.976	65.58	13.493	18:01:39.291	
9 -	55.611	93.2	57.981	117.1	57.012	100.6	2:50.604	62.64	21.121	18:04:29.895	

Weather / Track : Drizzle / Damp

Snetterton 300
Circuit Length = 2.9689 miles
Start: 17:41 Flag 18:02 End: 18:05

MSVR Elise Trophy

RACE 20 - SECTOR ANALYSIS



SECTOR 1 = FL to I1, SECTOR 2 = I1 to I2, SECTOR 3 = I2 to FL, DIFF = Difference To Personal Best Lap, P = Crossed Finish Line in Pit Lane, D = Time Disallowed

P9		58 NA		Mark BITHERY		Lotus Elise				
IDEAL LAP TIME : 2:31.181		BEST LAP TIME : 2:31.181		DIFFERENCE : 0.000						
LAP	SECTOR 1	SECTOR 2		SECTOR 3		LAP TIME	MPH	DIFF	TIME OF DAY	
1 -		91.1	55.650	112.2	52.795	106.6	2:48.102	63.58	16.921	17:43:49.757
2 -	48.418	98.5	54.132	114.7	51.632	106.0	2:34.182 (3)	69.32	3.001	17:46:23.939
3 -	49.232	91.5	55.225	119.1	52.552	106.3	2:37.009	68.07	5.828	17:49:00.948
4 -	47.621	94.5	53.986	114.3	51.683	105.8	2:33.290 (2)	69.72	2.109	17:51:34.238
5 -	47.310	96.5	53.322	117.3	50.549	105.6	2:31.181 (1)	70.69		17:54:05.419
6 -	47.560	93.9	55.140	116.9	52.522	105.1	2:35.222	68.85	4.041	17:56:40.641
7 -	48.153	91.4	54.526	111.4	51.974	105.6	2:34.653	69.11	3.472	17:59:15.294
8 -	48.067	89.8	56.131	112.7	53.695	103.2	2:37.893	67.69	6.712	18:01:53.187
9 -	51.003	90.9	58.090	107.5	57.231	100.6	2:46.324	64.26	15.143	18:04:39.511

P10		32 NA		Mike RAYNER		Elise S1				
IDEAL LAP TIME : 2:31.336		BEST LAP TIME : 2:31.336		DIFFERENCE : 0.000						
LAP	SECTOR 1	SECTOR 2		SECTOR 3		LAP TIME	MPH	DIFF	TIME OF DAY	
1 -		87.9	55.704	106.8	53.066	105.0	2:49.930	62.89	18.594	17:43:51.585
2 -	49.286	98.9	53.862	115.9	51.119	106.0	2:34.267	69.28	2.931	17:46:25.852
3 -	48.947	96.6	54.741	116.7	53.343	105.1	2:37.031	68.06	5.695	17:49:02.883
4 -	48.789	94.3	53.750	113.9	51.544	105.0	2:34.083 (3)	69.36	2.747	17:51:36.966
5 -	47.711	97.9	52.965	115.9	50.660	103.5	2:31.336 (1)	70.62		17:54:08.302
6 -	47.711	96.9	56.596	115.3	52.407	104.5	2:36.714	68.20	5.378	17:56:45.016
7 -	48.255	95.4	53.834	116.1	51.699	105.8	2:33.788 (2)	69.49	2.452	17:59:18.804
8 -	48.251	100.1	55.488	115.1	53.329	102.9	2:37.068	68.04	5.732	18:01:55.872
9 -	52.299	87.7	59.264	110.3	59.121	101.0	2:50.684	62.61	19.348	18:04:46.556

P11		10 FI		Tim STRACEY		LOTUS ELISE S3				
IDEAL LAP TIME : 2:32.390		BEST LAP TIME : 2:32.390		DIFFERENCE : 0.000						
LAP	SECTOR 1	SECTOR 2		SECTOR 3		LAP TIME	MPH	DIFF	TIME OF DAY	
1 -		96.4	55.497	114.5	52.745	107.8	2:47.335	63.87	14.945	17:43:48.990
2 -	49.517	92.9	53.923	116.1	52.187	105.1	2:35.627 (3)	68.67	3.237	17:46:24.617
3 -	48.205	98.3	55.105	121.5	53.150	105.0	2:36.460	68.31	4.070	17:49:01.077
4 -	49.023	101.5	53.526	122.0	51.813	107.7	2:34.362 (2)	69.24	1.972	17:51:35.439
5 -	47.463	93.2	53.309	119.8	51.618	98.5	2:32.390 (1)	70.13		17:54:07.829
6 -	47.683	101.5	1:33.716	109.8	1:09.268	104.0	3:30.667	50.73	58.277	17:57:38.496
7 -	49.284	99.2	55.110	113.5	53.256	106.5	2:37.650	67.79	5.260	18:00:16.146
8 -	50.234	93.7	57.043	116.9	58.075	102.7	2:45.352	64.63	12.962	18:03:01.498

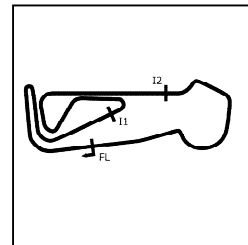
P12		7 NA		Barry STRONG		Lotus Elise				
IDEAL LAP TIME : 2:30.286		BEST LAP TIME : 2:31.517		DIFFERENCE : 1.231						
LAP	SECTOR 1	SECTOR 2		SECTOR 3		LAP TIME	MPH	DIFF	TIME OF DAY	
1 -		90.4	55.196	115.5	53.828	101.5	2:46.462 (3)	64.20	14.945	17:43:48.117
2 -	47.848	101.2	52.088	120.4	51.581	105.8	2:31.517 (1)	70.54		17:46:19.634
3 -	48.032	99.5	52.740	118.3	51.734	105.0	2:32.506 (2)	70.08	0.989	17:48:52.140
4 -	46.617	102.4	53.125	113.1	1:09.229	98.5	2:48.971	63.25	17.454	17:51:41.111
5 -	50.166	101.5	52.864	113.9	IN PIT		4:33.642 P	39.05	2:02.125	17:56:14.753
6 -	OUTLAP	97.1	53.892	110.1	IN PIT		3:21.380 P	53.07	49.863	17:59:36.133
7 -	OUTLAP	94.7	56.444	112.0	54.556	101.8	2:42.245	65.87	10.728	18:02:18.378
8 -	52.712	94.5	59.779	103.0	57.601	102.6	2:50.092	62.83	18.575	18:05:08.470

Weather / Track : Drizzle / Damp

Snetterton 300
Circuit Length = 2.9689 miles
Start: 17:41 Flag 18:02 End: 18:05

MSVR Elise Trophy

RACE 20 - SECTOR ANALYSIS



SECTOR 1 = FL to I1, SECTOR 2 = I1 to I2, SECTOR 3 = I2 to FL, DIFF = Difference To Personal Best Lap, P = Crossed Finish Line in Pit Lane, D = Time Disallowed

P13 99 NA		Gregory SPAENJAERS			Lotus Elise R					
IDEAL LAP TIME : 2:55.686		BEST LAP TIME : 2:56.847			DIFFERENCE : 1.161					
LAP	SECTOR 1	SECTOR 2		SECTOR 3		LAP TIME	MPH	DIFF	TIME OF DAY	
1 -		74.5	1:03.285	83.4	1:04.311	94.6	3:14.377	54.98	17.530	17:44:16.032
2 -	57.440	81.6	1:03.525	93.2	1:03.277	98.2	3:04.242	58.01	7.395	17:47:20.274
3 -	56.902	78.9	1:02.654	101.6	1:01.701	101.3	3:01.257	58.96	4.410	17:50:21.531
4 -	56.005	87.6	1:02.019	93.3	1:02.277	96.8	3:00.301	59.27	3.454	17:53:21.832
5 -	57.774	82.9	1:01.686	101.0	1:00.300	100.9	2:59.760 (3)	59.45	2.913	17:56:21.592
6 -	54.879	89.0	1:00.507	99.7	1:01.461	101.5	2:56.847 (1)	60.43		17:59:18.439
7 -	55.781	80.3	1:01.613	102.4	1:01.620	99.1	2:59.014 (2)	59.70	2.167	18:02:17.453
8 -	57.301	87.7	1:03.591	95.7	1:04.442	96.9	3:05.334	57.66	8.487	18:05:22.787

Weather / Track : Drizzle / Damp

Results can be found at www.tsl-timing.com

Page 4 of 4

Snetterton 300
 Circuit Length = 2.9689 miles
 Start: 17:41 Flag 18:02 End: 18:05

Printed - 18:07 Sunday, 28 July 2019

MSVR Elise Trophy

RACE 20 - STATISTICS

Competitors Started 13
Planned Start 2019-07-28 @ 17:30:00.000
Actual Start 2019-07-28 @ 17:41:01.654
Finish Time 2019-07-28 @ 18:02:44.947
Track Length 2.9689mi.
Total Laps 114
Total Distance Covered 338.4559mi.

Session Fastest Lap History

NO	CL	NAME	LAP TIME	TIME OF DAY	LAP	VEHICLE
47	NA	Alex BALL	2:38.441	17:43:40.107	1	Lotus Elise
47	NA	Alex BALL	2:20.467	17:46:00.574	2	Lotus Elise
11	FI	Jason MCINULTY	2:20.130	17:46:07.479	2	Lotus S3 Cup R
11	FI	Jason MCINULTY	2:19.458	17:50:50.637	4	Lotus S3 Cup R

Session Leader History

NO	CL	NAME	FROM LAP	LAPS LED	DISTANCE	VEHICLE
47	NA	Alex BALL	1	5	14.84 miles	Lotus Elise
11	FI	Jason MCINULTY	6	4	11.87 miles	Lotus S3 Cup R

Flag History

TYPE	TIME OF DAY
GREEN	17:41:01.654
FINISH	18:02:44.947

Flag Statistics

TYPE	COUNT	TOTAL LAPS	TOTAL TIME
Green	1	9	24:31.573
Red	0	0	0.000
Safety Car	0	0	0.000
FCY	0	0	0.000

Weather / Track : Drizzle / Damp

These results are provisional until the conclusion of any judicial and technical matters.

Snetterton 300

Circuit Length = 2.9689 miles

Start: 17:41 Flag 18:02 End: 18:05

Clerk Of Course :		Timekeeper :
-------------------	--	--------------

MSVR Elise Trophy
RACE 20 - STATISTICS

CLASS : FI

2 Starters

Fastest Lap History

NO	NAME	LAP TIME	TIME OF DAY	LAP	VEHICLE
11	Jason MCINULTY	2:45.663	17:43:47.350	1	Lotus S3 Cup R
11	Jason MCINULTY	2:20.130	17:46:07.479	2	Lotus S3 Cup R
11	Jason MCINULTY	2:19.458	17:50:50.637	4	Lotus S3 Cup R

Leader History

NO	NAME	FROM LAP	LAPS LED	DISTANCE	VEHICLE
11	Jason MCINULTY	1	9	26.72 miles	Lotus S3 Cup R

Weather / Track : Drizzle / Damp

These results are provisional until the conclusion of any judicial and technical matters.

Snetterton 300

Circuit Length = 2.9689 miles

Start: 17:41 Flag 18:02 End: 18:05

Clerk Of Course :

Timekeeper :

MSVR Elise Trophy

RACE 20 - STATISTICS

CLASS : NA

11 Starters

Fastest Lap History

NO	NAME	LAP TIME	TIME OF DAY	LAP	VEHICLE
47	Alex BALL	2:38.441	17:43:40.107	1	Lotus Elise
47	Alex BALL	2:20.467	17:46:00.574	2	Lotus Elise
47	Alex BALL	2:20.115	18:00:16.499	8	Lotus Elise

Leader History

NO	NAME	FROM LAP	LAPS LED	DISTANCE	VEHICLE
47	Alex BALL	1	9	26.72 miles	Lotus Elise

Weather / Track : Drizzle / Damp

These results are provisional until the conclusion of any judicial and technical matters.

Snetterton 300

Circuit Length = 2.9689 miles

Start: 17:41 Flag 18:02 End: 18:05

Clerk Of Course :

Timekeeper :